

# CALCULUS

THIRD EDITION

JON ROGAWSKI  
COLIN ADAMS





# ALGEBRA

## Lines

Slope of the line through  $P_1 = (x_1, y_1)$  and  $P_2 = (x_2, y_2)$ :

$$m = \frac{y_2 - y_1}{x_2 - x_1}$$

Slope-intercept equation of line with slope  $m$  and  $y$ -intercept  $b$ :

$$y = mx + b$$

Point-slope equation of line through  $P_1 = (x_1, y_1)$  with slope  $m$ :

$$y - y_1 = m(x - x_1)$$

Point-point equation of line through  $P_1 = (x_1, y_1)$  and  $P_2 = (x_2, y_2)$ :

$$y - y_1 = m(x - x_1) \quad \text{where } m = \frac{y_2 - y_1}{x_2 - x_1}$$

Lines of slope  $m_1$  and  $m_2$  are parallel if and only if  $m_1 = m_2$ .

Lines of slope  $m_1$  and  $m_2$  are perpendicular if and only if  $m_1 = -\frac{1}{m_2}$ .

## Circles

Equation of the circle with center  $(a, b)$  and radius  $r$ :

$$(x - a)^2 + (y - b)^2 = r^2$$

## Distance and Midpoint Formulas

Distance between  $P_1 = (x_1, y_1)$  and  $P_2 = (x_2, y_2)$ :

$$d = \sqrt{(x_2 - x_1)^2 + (y_2 - y_1)^2}$$

Midpoint of  $\overline{P_1P_2}$ :  $\left(\frac{x_1 + x_2}{2}, \frac{y_1 + y_2}{2}\right)$

## Laws of Exponents

$$x^m x^n = x^{m+n}$$

$$\frac{x^m}{x^n} = x^{m-n}$$

$$(x^m)^n = x^{mn}$$

$$x^{-n} = \frac{1}{x^n}$$

$$(xy)^n = x^n y^n$$

$$\left(\frac{x}{y}\right)^n = \frac{x^n}{y^n}$$

$$x^{1/n} = \sqrt[n]{x}$$

$$\sqrt[n]{xy} = \sqrt[n]{x} \sqrt[n]{y}$$

$$\sqrt[n]{\frac{x}{y}} = \frac{\sqrt[n]{x}}{\sqrt[n]{y}}$$

$$x^{m/n} = \sqrt[n]{x^m} = (\sqrt[n]{x})^m$$

## Special Factorizations

$$x^2 - y^2 = (x + y)(x - y)$$

$$x^3 + y^3 = (x + y)(x^2 - xy + y^2)$$

$$x^3 - y^3 = (x - y)(x^2 + xy + y^2)$$

## Binomial Theorem

$$(x + y)^2 = x^2 + 2xy + y^2$$

$$(x - y)^2 = x^2 - 2xy + y^2$$

$$(x + y)^3 = x^3 + 3x^2y + 3xy^2 + y^3$$

$$(x - y)^3 = x^3 - 3x^2y + 3xy^2 - y^3$$

$$(x + y)^n = x^n + nx^{n-1}y + \frac{n(n-1)}{2}x^{n-2}y^2 + \cdots + \binom{n}{k}x^{n-k}y^k + \cdots + nxy^{n-1} + y^n$$

$$\text{where } \binom{n}{k} = \frac{n(n-1)\cdots(n-k+1)}{1 \cdot 2 \cdot 3 \cdots k}$$

## Quadratic Formula

$$\text{If } ax^2 + bx + c = 0, \text{ then } x = \frac{-b \pm \sqrt{b^2 - 4ac}}{2a}.$$

## Inequalities and Absolute Value

If  $a < b$  and  $b < c$ , then  $a < c$ .

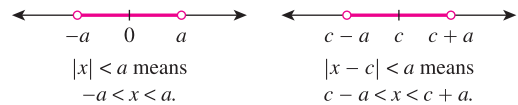
If  $a < b$ , then  $a + c < b + c$ .

If  $a < b$  and  $c > 0$ , then  $ca < cb$ .

If  $a < b$  and  $c < 0$ , then  $ca > cb$ .

$$|x| = x \quad \text{if } x \geq 0$$

$$|x| = -x \quad \text{if } x \leq 0$$



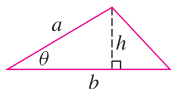
# GEOMETRY

Formulas for area  $A$ , circumference  $C$ , and volume  $V$

Triangle

$$A = \frac{1}{2}bh$$

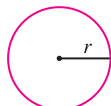
$$= \frac{1}{2}ab \sin \theta$$



Circle

$$A = \pi r^2$$

$$C = 2\pi r$$

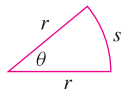


Sector of Circle

$$A = \frac{1}{2}r^2\theta$$

$$s = r\theta$$

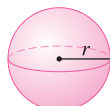
( $\theta$  in radians)



Sphere

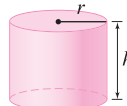
$$V = \frac{4}{3}\pi r^3$$

$$A = 4\pi r^2$$



Cylinder

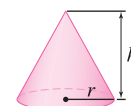
$$V = \pi r^2 h$$



Cone

$$V = \frac{1}{3}\pi r^2 h$$

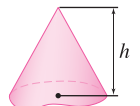
$$A = \pi r \sqrt{r^2 + h^2}$$



Cone with arbitrary base

$$V = \frac{1}{3}Ah$$

where  $A$  is the area of the base



Pythagorean Theorem: For a right triangle with hypotenuse of length  $c$  and legs of lengths  $a$  and  $b$ ,  $c^2 = a^2 + b^2$ .

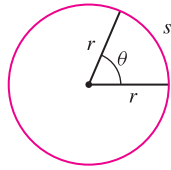
# TRIGONOMETRY

## Angle Measurement

$$\pi \text{ radians} = 180^\circ$$

$$1^\circ = \frac{\pi}{180} \text{ rad} \quad 1 \text{ rad} = \frac{180^\circ}{\pi}$$

$$s = r\theta \quad (\theta \text{ in radians})$$

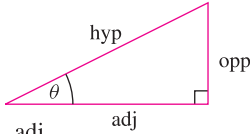


## Right Triangle Definitions

$$\sin \theta = \frac{\text{opp}}{\text{hyp}} \quad \cos \theta = \frac{\text{adj}}{\text{hyp}}$$

$$\tan \theta = \frac{\sin \theta}{\cos \theta} = \frac{\text{opp}}{\text{adj}} \quad \cot \theta = \frac{\cos \theta}{\sin \theta} = \frac{\text{adj}}{\text{opp}}$$

$$\sec \theta = \frac{1}{\cos \theta} = \frac{\text{hyp}}{\text{adj}} \quad \csc \theta = \frac{1}{\sin \theta} = \frac{\text{hyp}}{\text{opp}}$$



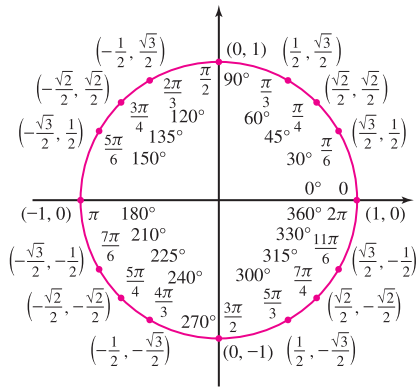
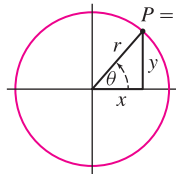
## Trigonometric Functions

$$\sin \theta = \frac{y}{r} \quad \csc \theta = \frac{r}{y}$$

$$\cos \theta = \frac{x}{r} \quad \sec \theta = \frac{r}{x}$$

$$\tan \theta = \frac{y}{x} \quad \cot \theta = \frac{x}{y}$$

$$\lim_{\theta \rightarrow 0} \frac{\sin \theta}{\theta} = 1 \quad \lim_{\theta \rightarrow 0} \frac{1 - \cos \theta}{\theta} = 0$$



## Fundamental Identities

$$\sin^2 \theta + \cos^2 \theta = 1$$

$$1 + \tan^2 \theta = \sec^2 \theta$$

$$1 + \cot^2 \theta = \csc^2 \theta$$

$$\sin\left(\frac{\pi}{2} - \theta\right) = \cos \theta$$

$$\cos\left(\frac{\pi}{2} - \theta\right) = \sin \theta$$

$$\tan\left(\frac{\pi}{2} - \theta\right) = \cot \theta$$

$$\sin(-\theta) = -\sin \theta$$

$$\cos(-\theta) = \cos \theta$$

$$\tan(-\theta) = -\tan \theta$$

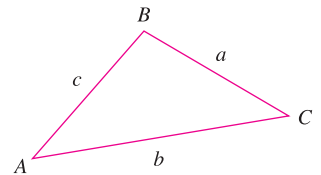
$$\sin(\theta + 2\pi) = \sin \theta$$

$$\cos(\theta + 2\pi) = \cos \theta$$

$$\tan(\theta + \pi) = \tan \theta$$

## The Law of Sines

$$\frac{\sin A}{a} = \frac{\sin B}{b} = \frac{\sin C}{c}$$



## The Law of Cosines

$$a^2 = b^2 + c^2 - 2bc \cos A$$

## Addition and Subtraction Formulas

$$\sin(x + y) = \sin x \cos y + \cos x \sin y$$

$$\sin(x - y) = \sin x \cos y - \cos x \sin y$$

$$\cos(x + y) = \cos x \cos y - \sin x \sin y$$

$$\cos(x - y) = \cos x \cos y + \sin x \sin y$$

$$\tan(x + y) = \frac{\tan x + \tan y}{1 - \tan x \tan y}$$

$$\tan(x - y) = \frac{\tan x - \tan y}{1 + \tan x \tan y}$$

## Double-Angle Formulas

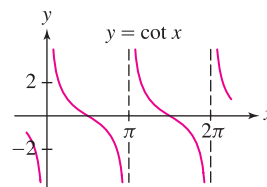
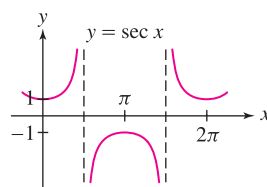
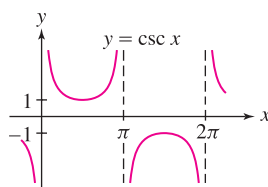
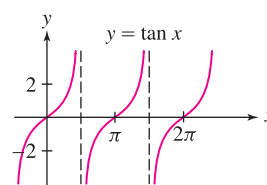
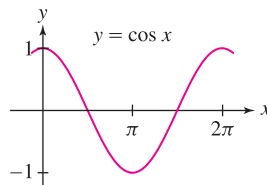
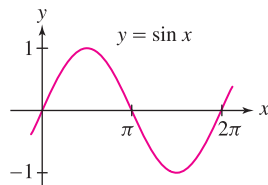
$$\sin 2x = 2 \sin x \cos x$$

$$\cos 2x = \cos^2 x - \sin^2 x = 2 \cos^2 x - 1 = 1 - 2 \sin^2 x$$

$$\tan 2x = \frac{2 \tan x}{1 - \tan^2 x}$$

$$\sin^2 x = \frac{1 - \cos 2x}{2} \quad \cos^2 x = \frac{1 + \cos 2x}{2}$$

## Graphs of Trigonometric Functions





THIRD EDITION

# CALCULUS

JON ROGAWSKI

*University of California, Los Angeles*

COLIN ADAMS

*Williams College*

 W. H. FREEMAN  
& COMPANY

A Macmillan Education Imprint

---

TO JULIE –Jon  
TO ALEXA AND COLTON –Colin

---

Publisher: Terri Ward  
Developmental Editors: Tony Palermino, Katrina Wilhelm  
Marketing Manager: Cara LeClair  
Market Development Manager: Shannon Howard  
Executive Media Editor: Laura Judge  
Associate Editor: Marie Dripchak  
Editorial Assistant: Victoria Garvey  
Director of Editing, Design, and Media Production: Tracey Kuehn  
Managing Editor: Lisa Kinne  
Project Editor: Kerry O'Shaughnessy  
Production Manager: Paul Rohloff  
Cover and Text Designer: Blake Logan  
Illustration Coordinator: Janice Donnola  
Illustrations: Network Graphics and Techsetters, Inc.  
Photo Editors: Eileen Liang, Christine Buese  
Photo Researcher: Eileen Liang  
Composition: John Rogosich/Techsetters, Inc.  
Printing and Binding: RR Donnelley  
Cover photo: ayzek/Shutterstock

Library of Congress Preassigned Control Number: 2014959514

Instructor Complimentary Copy:  
ISBN-13: 978-1-4641-9379-8  
ISBN-10: 1-4641-9379-7

Hardcover:  
ISBN-13: 978-1-4641-2526-3  
ISBN-10: 1-4641-2526-0

Loose-leaf:  
ISBN-13: 978-1-4641-9380-4  
ISBN-10: 1-4641-9380-0

© 2015, 2012, 2008 by W. H. Freeman and Company  
All rights reserved

Printed in the United States of America  
First printing



W. H. Freeman and Company, 41 Madison Avenue, New York, NY 10010  
Houndmills, Basingstoke RG21 6XS, England  
[www.macmillanhighered.com](http://www.macmillanhighered.com)

# ABOUT THE AUTHORS

---

## COLIN ADAMS

---

**C**olin Adams is the Thomas T. Read professor of Mathematics at Williams College, where he has taught since 1985. Colin received his undergraduate degree from MIT and his PhD from the University of Wisconsin. His research is in the area of knot theory and low-dimensional topology. He has held various grants to support his research, and written numerous research articles.

Colin is the author or co-author of *The Knot Book*, *How to Ace Calculus: The Streetwise Guide*, *How to Ace the Rest of Calculus: The Streetwise Guide*, *Riot at the Calc Exam and Other Mathematically Bent Stories*, *Why Knot?*, *Introduction to Topology: Pure and Applied*, and *Zombies & Calculus*. He co-wrote and appears in the videos “The Great Pi vs. E Debate” and “Derivative vs. Integral: the Final Smackdown.”

He is a recipient of the Haimo National Distinguished Teaching Award from the Mathematical Association of America (MAA) in 1998, an MAA Polya Lecturer for 1998-2000, a Sigma Xi Distinguished Lecturer for 2000-2002, and the recipient of the Robert Foster Cherry Teaching Award in 2003.

Colin has two children and one slightly crazy dog, who is great at providing the entertainment.

## JON ROGAWSKI

---

**A**s a successful teacher for more than 30 years, Jon Rogawski listened and learned much from his own students. These valuable lessons made an impact on his thinking, his writing, and his shaping of a calculus text.

Jon Rogawski received his undergraduate and master’s degrees in mathematics simultaneously from Yale University, and he earned his PhD in mathematics from Princeton University, where he studied under Robert Langlands. Before joining the Department of Mathematics at UCLA in 1986, where he was a full professor, he held teaching and visiting positions at the Institute for Advanced Study, the University of Bonn, and the University of Paris at Jussieu and Orsay.

Jon’s areas of interest were number theory, automorphic forms, and harmonic analysis on semisimple groups. He published numerous research articles in leading mathematics journals, including the research monograph *Automorphic Representations of Unitary Groups in Three Variables* (Princeton University Press). He was the recipient of a Sloan Fellowship and an editor of the *Pacific Journal of Mathematics* and the *Transactions of the AMS*.

Sadly, Jon Rogawski passed away in September 2011. Jon’s commitment to presenting the beauty of calculus and the important role it plays in students’ understanding of the wider world is the legacy that lives on in each new edition of *Calculus*.

# CONTENTS | CALCULUS

## Chapter 1 PRECALCULUS REVIEW 1

1.1	Real Numbers, Functions, and Graphs	1
1.2	Linear and Quadratic Functions	12
1.3	The Basic Classes of Functions	19
1.4	Trigonometric Functions	23
1.5	Technology: Calculators and Computers	32
	Chapter Review Exercises	36

## Chapter 2 LIMITS 39

2.1	Limits, Rates of Change, and Tangent Lines	39
2.2	Limits: A Numerical and Graphical Approach	47
2.3	Basic Limit Laws	56
2.4	Limits and Continuity	59
2.5	Evaluating Limits Algebraically	68
2.6	Trigonometric Limits	73
2.7	Limits at Infinity	78
2.8	Intermediate Value Theorem	84
2.9	The Formal Definition of a Limit	87
	Chapter Review Exercises	94

## Chapter 3 DIFFERENTIATION 97

3.1	Definition of the Derivative	97
3.2	The Derivative as a Function	105
3.3	Product and Quotient Rules	117
3.4	Rates of Change	123
3.5	Higher Derivatives	132
3.6	Trigonometric Functions	137
3.7	The Chain Rule	141
3.8	Implicit Differentiation	148
3.9	Related Rates	155
	Chapter Review Exercises	162

## Chapter 4 APPLICATIONS OF THE DERIVATIVE 167

4.1	Linear Approximation and Applications	167
4.2	Extreme Values	174
4.3	The Mean Value Theorem and Monotonicity	184
4.4	The Shape of a Graph	190
4.5	Graph Sketching and Asymptotes	197
4.6	Applied Optimization	204
4.7	Newton's Method	216
	Chapter Review Exercises	221

## Chapter 5 THE INTEGRAL 225

5.1	Approximating and Computing Area	225
5.2	The Definite Integral	237
5.3	The Indefinite Integral	247

5.4	The Fundamental Theorem of Calculus, Part I	254
5.5	The Fundamental Theorem of Calculus, Part II	259
5.6	Net Change as the Integral of a Rate of Change	264
5.7	Substitution Method	270
	Chapter Review Exercises	277

## Chapter 6 APPLICATIONS OF THE INTEGRAL 281

6.1	Area Between Two Curves	281
6.2	Setting Up Integrals: Volume, Density, Average Value	289
6.3	Volumes of Revolution	299
6.4	The Method of Cylindrical Shells	307
6.5	Work and Energy	313
	Chapter Review Exercises	319

## Chapter 7 EXPONENTIAL FUNCTIONS 321

7.1	Derivative of $f(x) = b^x$ and the Number $e$	321
7.2	Inverse Functions	329
7.3	Logarithms and Their Derivatives	336
7.4	Exponential Growth and Decay	345
7.5	Compound Interest and Present Value	351
7.6	Models Involving $y' = k(y - b)$	356
7.7	L'Hôpital's Rule	361
7.8	Inverse Trigonometric Functions	368
7.9	Hyperbolic Functions	376
	Chapter Review Exercises	386

## Chapter 8 TECHNIQUES OF INTEGRATION 391

8.1	Integration by Parts	391
8.2	Trigonometric Integrals	397
8.3	Trigonometric Substitution	405
8.4	Integrals Involving Hyperbolic and Inverse Hyperbolic Functions	411
8.5	The Method of Partial Fractions	416
8.6	Strategies for Integration	424
8.7	Improper Integrals	432
8.8	Probability and Integration	443
8.9	Numerical Integration	450
	Chapter Review Exercises	459

## Chapter 9 FURTHER APPLICATIONS OF THE INTEGRAL AND TAYLOR POLYNOMIALS 463

9.1	Arc Length and Surface Area	463
9.2	Fluid Pressure and Force	470
9.3	Center of Mass	476
9.4	Taylor Polynomials	485
	Chapter Review Exercises	496



---

**Chapter 10 INTRODUCTION TO DIFFERENTIAL EQUATIONS 499**


---

10.1	Solving Differential Equations	499
10.2	Graphical and Numerical Methods	507
10.3	The Logistic Equation	515
10.4	First-Order Linear Equations	519
	Chapter Review Exercises	525

---

**Chapter 11 INFINITE SERIES 529**


---

11.1	Sequences	529
11.2	Summing an Infinite Series	539
11.3	Convergence of Series with Positive Terms	550
11.4	Absolute and Conditional Convergence	559
11.5	The Ratio and Root Tests and Strategies for Choosing Tests	564
11.6	Power Series	569
11.7	Taylor Series	579
	Chapter Review Exercises	591

---

**Chapter 12 PARAMETRIC EQUATIONS, POLAR COORDINATES, AND CONIC SECTIONS 595**


---

12.1	Parametric Equations	595
12.2	Arc Length and Speed	606
12.3	Polar Coordinates	612
12.4	Area and Arc Length in Polar Coordinates	620
12.5	Conic Sections	625
	Chapter Review Exercises	638

---

**Chapter 13 VECTOR GEOMETRY 641**


---

13.1	Vectors in the Plane	641
13.2	Vectors in Three Dimensions	651
13.3	Dot Product and the Angle Between Two Vectors	661
13.4	The Cross Product	669
13.5	Planes in 3-Space	680
13.6	A Survey of Quadric Surfaces	686
13.7	Cylindrical and Spherical Coordinates	694
	Chapter Review Exercises	701

---

**Chapter 14 CALCULUS OF VECTOR-VALUED FUNCTIONS 705**


---

14.1	Vector-Valued Functions	705
14.2	Calculus of Vector-Valued Functions	713
14.3	Arc Length and Speed	722
14.4	Curvature	727
14.5	Motion in 3-Space	738
14.6	Planetary Motion According to Kepler and Newton	747
	Chapter Review Exercises	753

---

**Chapter 15 DIFFERENTIATION IN SEVERAL VARIABLES 755**


---

15.1	Functions of Two or More Variables	755
15.2	Limits and Continuity in Several Variables	766

15.3	Partial Derivatives	773
15.4	Differentiability and Tangent Planes	783
15.5	The Gradient and Directional Derivatives	790
15.6	The Chain Rule	803
15.7	Optimization in Several Variables	811
15.8	Lagrange Multipliers: Optimizing with a Constraint	825
	Chapter Review Exercises	834

---

**Chapter 16 MULTIPLE INTEGRATION 837**


---

16.1	Integration in Two Variables	837
16.2	Double Integrals over More General Regions	848
16.3	Triple Integrals	861
16.4	Integration in Polar, Cylindrical, and Spherical Coordinates	872
16.5	Applications of Multiple Integrals	882
16.6	Change of Variables	894
	Chapter Review Exercises	907

---

**Chapter 17 LINE AND SURFACE INTEGRALS 911**


---

17.1	Vector Fields	911
17.2	Line Integrals	921
17.3	Conservative Vector Fields	935
17.4	Parametrized Surfaces and Surface Integrals	946
17.5	Surface Integrals of Vector Fields	960
	Chapter Review Exercises	970

---

**Chapter 18 FUNDAMENTAL THEOREMS OF VECTOR ANALYSIS 973**


---

18.1	Green's Theorem	973
18.2	Stokes' Theorem	987
18.3	Divergence Theorem	997
	Chapter Review Exercises	1009

<b>APPENDICES</b>	<b>A1</b>	
A.	The Language of Mathematics	A1
B.	Properties of Real Numbers	A7
C.	Induction and the Binomial Theorem	A12
D.	Additional Proofs	A16

<b>ANSWERS TO ODD-NUMBERED EXERCISES</b>	<b>ANS1</b>
--	-------------

<b>REFERENCES</b>	<b>R1</b>
-------------------	-----------

<b>INDEX</b>	<b>I1</b>
--------------	-----------

Additional content can be accessed online via **LaunchPad**:

**ADDITIONAL PROOFS**

- L'Hôpital's Rule
- Error Bounds for Numerical Integration
- Comparison Test for Improper Integrals

**ADDITIONAL CONTENT**

- Second Order Differential Equations
- Complex Numbers

# PREFACE

---

## ABOUT *CALCULUS*

---

### On Teaching Mathematics

I consider myself very lucky to have a career as a teacher and practitioner of mathematics. When I was young, I decided I wanted to be a writer. I loved telling stories. But I was also good at math, and, once in college, it didn't take me long to become enamored with it. I loved the fact that success in mathematics does not depend on your presentation skills or your interpersonal relationships. You are either right or you are wrong and there is little subjective evaluation involved. And I loved the satisfaction of coming up with a solution. That intensified when I started solving problems that were open research questions that had previously remained unsolved.

So, I became a professor of mathematics. And I soon realized that teaching mathematics is about telling a story. The goal is to explain to students in an intriguing manner, at the right pace, and in as clear a way as possible, how mathematics works and what it can do for you. I find mathematics immensely beautiful. I want students to feel that way, too.

### On Writing a Calculus Text

I had always thought I might write a calculus text. But that is a daunting task. These days, calculus books average over a thousand pages. And I would need to convince myself that I had something to offer that was different enough from what already appears in the existing books. Then, I was approached about writing the third edition of Jon Rogawski's calculus book. Here was a book for which I already had great respect. Jon's vision of what a calculus book should be fit very closely with my own. Jon believed that as math teachers, how we say it is as important as what we say. Although he insisted on rigor at all times, he also wanted a book that was written in plain English, a book that could be read and that would entice students to read further and learn more. Moreover, Jon strived to create a text in which exposition, graphics, and layout would work together to enhance all facets of a student's calculus experience.

In writing his book, Jon paid special attention to certain aspects of the text:

1. Clear, accessible exposition that anticipates and addresses student difficulties.
2. Layout and figures that communicate the flow of ideas.
3. Highlighted features that emphasize concepts and mathematical reasoning: Conceptual Insight, Graphical Insight, Assumptions Matter, Reminder, and Historical Perspective.
4. A rich collection of examples and exercises of graduated difficulty that teach basic skills, problem-solving techniques, reinforce conceptual understanding, and motivate calculus through interesting applications. Each section also contains exercises that develop additional insights and challenge students to further develop their skills.

Coming into the project of creating the third edition, I was somewhat apprehensive. Here was an already excellent book that had attained the goals set for it by its author. First and foremost, I wanted to be sure that I did it no harm. On the other hand, I have been teaching calculus now for 30 years, and in that time, I have come to some conclusions about what does and does not work well for students.

As a mathematician, I want to make sure that the theorems, proofs, arguments and development are correct. There is no place in mathematics for sloppiness of any kind. As a teacher, I want the material to be accessible. The book should not be written at the mathematical level of the instructor. Students should be able to use the book to learn the material, with the help of their instructor. Working from the high standard that Jon set, I have tried hard to maintain the level of quality of the previous edition while making the changes that I believe will bring the book to the next level.

### Placement of Taylor Polynomials

Taylor polynomials appear in Chapter 9, before infinite series in Chapter 11. The goal here is to present Taylor polynomials as a natural extension of linear approximation. When teaching infinite series, the primary focus is on convergence, a topic that many students find challenging. By the time we have covered the basic convergence tests and studied the convergence of power series, students are ready to tackle the issues involved in representing a function by its Taylor series. They can then rely on their previous work with Taylor polynomials and the error bound from Chapter 9. However, the section on Taylor polynomials is written so that you can cover this topic together with the materials on infinite series if this order is preferred.

### Careful, Precise Development

W. H. Freeman is committed to high quality and precise textbooks and supplements. From this project's inception and throughout its development and production, quality and precision have been given significant priority. We have in place unparalleled procedures to ensure the accuracy of the text:

- Exercises and Examples
- Exposition
- Figures
- Editing
- Composition

Together, these procedures far exceed prior industry standards to safeguard the quality and precision of a calculus textbook.

### *New to the Third Edition*

There are a variety of changes that have been implemented in this edition. Following are some of the most important.

**MORE FOCUS ON CONCEPTS** The emphasis has been shifted to focus less on the memorization of specific formulas, and more on understanding the underlying concepts. Memorization can never be completely avoided, but it is in no way the crux of calculus. Students will remember how to apply a procedure or technique if they see the logical progression that generates it. And they then understand the underlying concepts rather than seeing the topic as a black box in which you insert numbers. Specific examples include:

- **(Section 1.2)** Removed the general formula for the completion of a square and instead, emphasized the method so students need not memorize the formula.
- **(Section 8.2)** Changed the methods for evaluating trigonometric integrals to focus on techniques to apply rather than formulas to memorize.
- **(Chapter 10)** Discouraged the memorization of solutions of specific types of differential equations and instead, encouraged the use of methods of solution.
- **(Section 13.2)** Decreased number of formulas for parametrizing a line from two to one, as the second can easily be derived from the first.
- **(Section 13.6)** De-emphasized the memorization of the various formulas for quadric surfaces. Instead, moved the focus to slicing with planes to find curves and using those to determine the shape of the surface. These methods will be useful regardless of the type of surface it is.
- **(Section 15.4)** Decreased the number of essential formulas for linear approximation of functions of two variables from four to two, providing the background to derive the others from these.

**CHANGES IN NOTATION** There are numerous notational changes. Some were made to bring the notation more into line with standard usage in mathematics and other fields in which mathematics is applied. Some were implemented to make it easier for students to remember the meaning of the notation. Some were made to help make the corresponding concepts that are represented more transparent. Specific examples include:


- **(Section 4.5)** Presented a new notation for graphing that gives the signs of the first and second derivative and then simple symbols (slanted up and down arrows and up and down u's) to help the student keep track of when the graph is increasing or decreasing and concave up or concave down over the given interval.
- **(Section 8.1)** Simplified the notation for integration by parts and provided a visual method for remembering it.
- **(Chapter 11)** Changed names of the various tests for convergence/divergence of infinite series to evoke the usage of the test and thereby make it easier for students to remember them.
- **(Chapters 14–18)** Rather than using  $c(t)$  for a path, we consistently switched to the vector-valued function  $\mathbf{r}(t)$ . This also allowed us to replace  $ds$  with  $d\mathbf{r}$  as a differential, which means there is less likely to be confusion with  $ds$ ,  $dS$  and  $d\mathbf{S}$ .

**MORE EXPLANATIONS OF DERIVATIONS** Occasionally, in the previous edition, a result was given and verified, without motivating where the derivation came from. I believe it is important for students to understand how someone might come up with a particular result, thereby helping them to picture how they might themselves one day be able to derive results.

- **(Section 9.3)** Developed the center of mass formulas by first discussing the one-dimensional case of a seesaw.
- **(Section 15.4)** Developed the equation of the tangent plane in a manner that makes geometric sense.
- **(Section 15.5)** Included a proof of the fact the gradient of a function  $f$  of three variables is orthogonal to the surfaces that are the level sets of  $f$ .
- **(Section 15.8)** Gave an intuitive explanation for why the Method of Lagrange Multipliers works.

**REORDERING AND ADDING TOPICS** There were some specific rearrangements among the sections and additions. These include:

- A subsection on piecewise-defined functions has been added to Section 1.3.
- The section on indefinite integrals (previously Section 4.8) has been moved from Chapter 4 (Applications of the Derivative) to Chapter 5 (The Integral). This is a more natural placement for it.
- A new section on choosing from amongst the various methods of integration has been added to Chapter 8.
- A subsection on choosing the appropriate convergence/divergence test has been added to Section 11.5.
- An explanation of how to find indefinite limits using power series has been added to Section 10.6.
- The definitions of divergence and curl have been moved from Chapter 18 to Section 17.1. This allows us to utilize them at an appropriate earlier point in the text.
- A list all of the different types of integrals that have been introduced in Chapter 17 has been added to Section 17.5.
- A subsection on the Vector Form of Green's Theorem has been added to Section 18.1.

**NEW EXAMPLES, FIGURES, AND EXERCISES** Numerous examples and accompanying figures have been added to clarify concepts. A variety of exercises have also been added throughout the text, particularly where new applications are available or further conceptual development is advantageous. Figures marked with a  icon have been made dynamic and can be accessed via *LaunchPad*. A selection of these figures also includes brief tutorial videos explaining the concepts at work.



---

## SUPPLEMENTS

---

### For Instructors

#### Instructor's Solutions Manual

Contains worked-out solutions to all exercises in the text.

#### Test Bank

Includes a comprehensive set of multiple-choice test items.

#### Instructor's Resource Manual

Provides sample course outlines, suggested class time, key points, lecture material, discussion topics, class activities, worksheets, projects, and questions to accompany the Dynamic Figures.

### For Students

#### Student Solutions Manual

Single Variable ISBN: 1-4641-7503-9

Multivariable ISBN: 1-4641-7504-7

Contains worked-out solutions to all odd-numbered exercises in the text.

#### Software Manuals

Maple™ and Mathematica® software manuals serve as basic introductions to popular mathematical software options.

---

## ONLINE HOMEWORK OPTIONS

---



Our new course space, LaunchPad, combines an interactive e-Book with high-quality multimedia content and ready-made assessment options, including LearningCurve adaptive quizzing. Pre-built, curated units are easy to assign or adapt with your own material, such as readings, videos, quizzes, discussion groups, and more. LaunchPad includes a gradebook that provides a clear window on performance for your whole class, for individual students, and for individual assignments. While a streamlined interface helps students focus on what's due next, social commenting tools let them engage, make connections, and learn from each other. Use LaunchPad on its own or integrate it with your school's learning management system so your class is always on the same page. Contact your rep to make sure you have access.

Assets integrated into LaunchPad include:

**Interactive e-Book:** Every LaunchPad e-Book comes with powerful study tools for students, video and multimedia content, and easy customization for instructors. Students can search, highlight, and bookmark, making it easier to study and access key content. And instructors can make sure their class gets just the book they want to deliver: customize and rearrange chapters, add and share notes and discussions, and link to quizzes, activities, and other resources.



**LearningCurve** provides students and instructors with powerful adaptive quizzing, a game-like format, direct links to the e-Book, and instant feedback. The quizzing system features questions tailored specifically to the text and adapts to students' responses, providing material at different difficulty levels and topics based on student performance.

**Dynamic Figures:** Over 250 figures from the text have been recreated in a new interactive format for students and instructors to manipulate and explore, making the visual aspects and dimensions of calculus concepts easier to grasp. Brief tutorial videos accompany selected figures and explain the concepts at work.

**CalcClips:** These whiteboard tutorials provide animated and narrated step-by-step solutions to exercises that are based on key problems in the text.



**SolutionMaster** offers an easy-to-use Web-based version of the instructor's solutions, allowing instructors to generate a solution file for any set of homework exercises.



[www.webassign.net/freeman.com](http://www.webassign.net/freeman.com)

WebAssign Premium integrates the book's exercises into the world's most popular and trusted online homework system, making it easy to assign algorithmically generated homework and quizzes. Algorithmic exercises offer the instructor optional algorithmic solutions. WebAssign Premium also offers access to resources, including Dynamic Figures, CalcClips whiteboard tutorials, and a "Show My Work" feature. In addition, WebAssign Premium is available with a fully customizable e-Book option.



[webwork.maa.org](http://webwork.maa.org)

W. H. Freeman offers thousands of algorithmically generated questions (with full solutions) through this free, open-source online homework system created at the University of Rochester. Adopters also have access to a shared national library test bank with thousands of additional questions, including 2,500 problem sets matched to the book's table of contents.

## FEATURES

### Conceptual Insights

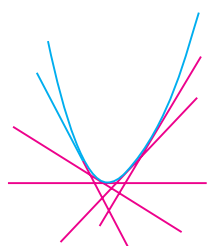
encourage students to develop a conceptual understanding of calculus by explaining important ideas clearly but informally.

**CONCEPTUAL INSIGHT** Leibniz notation is widely used for several reasons. First, it reminds us that the derivative  $df/dx$ , although not itself a ratio, is in fact a *limit* of ratios  $\Delta f/\Delta x$ . Second, the notation specifies the independent variable. This is useful when variables other than  $x$  are used. For example, if the independent variable is  $t$ , we write  $df/dt$ . Third, we often think of  $d/dx$  as an "operator" that performs differentiation on functions. In other words, we apply the operator  $d/dx$  to  $f$  to obtain the derivative  $df/dx$ . We will see other advantages of Leibniz notation when we discuss the Chain Rule in Section 3.7.

Ch. 3, p. 107

**GRAPHICAL INSIGHT** Can we visualize the rate represented by  $f''(x)$ ? The second derivative is the rate at which  $f'(x)$  is changing, so  $f''(x)$  is large if the slopes of the tangent lines change rapidly, as in Figure 3(A). Similarly,  $f''(x)$  is small if the slopes of the tangent lines change slowly—in this case, the curve is relatively flat, as in Figure 3(B). If  $f$  is a linear function [Figure 3(C)], then the tangent line does not change at all and  $f''(x) = 0$ . Thus,  $f''(x)$  measures the "bending" or concavity of the graph.

**Graphical Insights** enhance students' visual understanding by making the crucial connections between graphical properties and the underlying concepts.



(A) Large second derivative:  
Tangent lines turn rapidly.



(B) Smaller second derivative:  
Tangent lines turn slowly.



(C) Second derivative is zero:  
Tangent line does not change.

DF FIGURE 3

Ch. 3, p. 134

### Reminders

are margin notes that link the current discussion to important concepts introduced earlier in the text to give students a quick review and make connections with related ideas.

◀◀ **REMINDER** Useful Identities:

$$\sin^2 x = \frac{1}{2}(1 - \cos 2x)$$

$$\cos^2 x = \frac{1}{2}(1 + \cos 2x)$$

$$\sin 2x = 2 \sin x \cos x$$

$$\cos 2x = \cos^2 x - \sin^2 x$$

■ **EXAMPLE 3** Evaluate  $\int \sin^2 x \, dx$ .

**Solution** We could apply the reduction formula Eq. (5) from the last section. However, instead, we apply a method that does not rely on knowing that formula. We utilize the trigonometric identity called the double angle formula  $\sin^2 x = \frac{1}{2}(1 - \cos 2x)$ . Then

$$\int \sin^2 x \, dx = \int \frac{1}{2}(1 - \cos 2x) \, dx = \frac{x}{2} - \frac{\sin 2x}{4} + C$$

Using the trigonometric identities in the margin, we can also integrate  $\cos^2 x$ , obtaining the following:

$$\int \sin^2 x \, dx = \frac{x}{2} - \frac{\sin 2x}{4} + C = \frac{x}{2} - \frac{1}{2} \sin x \cos x + C$$

1

$$\int \cos^2 x \, dx = \frac{x}{2} + \frac{\sin 2x}{4} + C = \frac{x}{2} + \frac{1}{2} \sin x \cos x + C$$

2

Ch. 8, p. 398

**CAUTION** When using L'Hôpital's Rule, be sure to take the derivative of the numerator and denominator separately:

$$\lim_{x \rightarrow a} \frac{f(x)}{g(x)} = \lim_{x \rightarrow a} \frac{f'(x)}{g'(x)}$$

Do not differentiate the quotient function  $y = f(x)/g(x)$ .

■ **EXAMPLE 1** Use L'Hôpital's Rule to evaluate  $\lim_{x \rightarrow 2} \frac{x^3 - 8}{x^4 + 2x - 20}$ .

**Solution** Let  $f(x) = x^3 - 8$  and  $g(x) = x^4 + 2x - 20$ . Both  $f$  and  $g$  are differentiable and  $f(x)/g(x)$  is indeterminate of type  $0/0$  at  $a = 2$  because  $f(2) = g(2) = 0$ :

- Numerator:  $f(2) = 2^3 - 8 = 0$
- Denominator:  $g(2) = 2^4 + 2(2) - 20 = 0$

Furthermore,  $g'(x) = 4x^3 + 2$  is nonzero near  $x = 2$ , so L'Hôpital's Rule applies. We may replace the numerator and denominator by their derivatives to obtain

$$\lim_{x \rightarrow 2} \frac{x^3 - 8}{x^4 + 2x - 20} = \lim_{x \rightarrow 2} \frac{(x^3 - 8)'}{(x^4 + 2x - 20)'} = \lim_{x \rightarrow 2} \frac{3x^2}{4x^3 + 2} = \frac{3(2^2)}{4(2^3) + 2} = \frac{12}{34} = \frac{6}{17}$$

L'Hôpital's Rule

### Caution Notes

warn students of common pitfalls they may encounter in understanding the material.

Ch. 7, p. 362

### Historical Perspectives

are brief vignettes that place key discoveries and conceptual advances in their historical context. They give students a glimpse into some of the accomplishments of great mathematicians and an appreciation for their significance.



(Mechanics Magazine London, 1824)

#### HISTORICAL PERSPECTIVE

Geometric series were used as early as the third century BCE by Archimedes in a brilliant argument for determining the area  $S$  of a "parabolic segment" (shaded region in Figure 3). Given two points  $A$  and  $C$  on a parabola, there is a point  $B$  between  $A$  and  $C$  where the tangent line is parallel to  $\overline{AC}$  (apparently, Archimedes was aware of the Mean Value Theorem more than 2000 years before the invention of calculus). Let  $T$  be the area of triangle  $\triangle ABC$ . Archimedes proved that if  $D$  is chosen in a similar fashion relative to  $\overline{AB}$  and  $E$  is chosen relative to  $\overline{BC}$ , then

$$\frac{1}{4}T = \text{Area}(\triangle ADB) + \text{Area}(\triangle BEC) \quad 6$$

This construction of triangles can be continued. The next step would be to construct the four triangles on the segments  $\overline{AD}$ ,  $\overline{DB}$ ,  $\overline{BE}$ ,  $\overline{EC}$ , of total area  $\frac{1}{4}^2 T$ . Then construct eight triangles of total area  $\frac{1}{4}^3 T$ , etc. In this way, we obtain infinitely many triangles that completely fill up the parabolic segment. By the formula for the sum of a geometric series, we get

$$S = T + \frac{1}{4}T + \frac{1}{16}T + \cdots = T \sum_{n=0}^{\infty} \frac{1}{4^n} = \frac{4}{3}T$$

For this and many other achievements, Archi-

medes is ranked together with Newton and Gauss as one of the greatest scientists of all time.

The modern study of infinite series began in the seventeenth century with Newton, Leibniz, and their contemporaries. The divergence

of  $\sum_{n=1}^{\infty} 1/n$  (called the **harmonic series**) was

known to the medieval scholar Nicole d'Oresme (1323–1382), but his proof was lost for centuries, and the result was rediscovered on more than one occasion. It was also known that the

sum of the reciprocal squares  $\sum_{n=1}^{\infty} 1/n^2$  con-

verges, and in the 1640s, the Italian Pietro Mengoli put forward the challenge of finding its sum. Despite the efforts of the best mathematicians of the day, including Leibniz and the Bernoulli brothers Jakob and Johann, the problem resisted solution for nearly a century. In 1735 the great master Leonhard Euler (at the time, 28 years old) astonished his contemporaries by proving that

$$\frac{1}{1^2} + \frac{1}{2^2} + \frac{1}{3^2} + \frac{1}{4^2} + \frac{1}{5^2} + \frac{1}{6^2} + \cdots = \frac{\pi^2}{6}$$

This formula, surprising in itself, plays a role in a variety of mathematical fields. A theorem from number theory states that two whole numbers, chosen randomly, have no common factor with probability  $6/\pi^2 \approx 0.6$  (the reciprocal of Euler's result). On the other hand, Euler's result and its generalizations appear in the field of statistical mechanics.

Ch. 11, p. 546

**Assumptions Matter**

uses short explanations and well-chosen counterexamples to help students appreciate why hypotheses are needed in theorems.

■ **EXAMPLE 3 Assumptions Matter** Show that the Product Law cannot be applied to  $\lim_{x \rightarrow 0} f(x)g(x)$  if  $f(x) = x$  and  $g(x) = x^{-1}$ .

**Solution** For all  $x \neq 0$ , we have  $f(x)g(x) = x \cdot x^{-1} = 1$ , so the limit of the product exists:



$$\lim_{x \rightarrow 0} f(x)g(x) = \lim_{x \rightarrow 0} 1 = 1$$

However,  $\lim_{x \rightarrow 0} x^{-1}$  does not exist because  $g(x) = x^{-1}$  approaches  $\infty$  as  $x \rightarrow 0^+$  and it approaches  $-\infty$  as  $x \rightarrow 0^-$ . Therefore, the Product Law cannot be applied and its conclusion does not hold:

$$\left( \lim_{x \rightarrow 0} f(x) \right) \left( \lim_{x \rightarrow 0} g(x) \right) = \left( \lim_{x \rightarrow 0} x \right) \underbrace{\left( \lim_{x \rightarrow 0} x^{-1} \right)}_{\text{Does not exist}}$$

■ Ch. 2, p. 58

**Section Summaries** summarize a section's key points in a concise and useful way and emphasize for students what is most important in each section.

**Section Exercise Sets** offer a comprehensive set of exercises closely coordinated with the text. These exercises vary in difficulty from routine, to moderate, to more challenging. Also included are icons indicating problems that require the student to give a written response  or require the use of technology .

**Chapter Review Exercises** offer a comprehensive set of exercises closely coordinated with the chapter material to provide additional problems for self-study or assignments.

# ACKNOWLEDGMENTS

Colin Adams and W. H. Freeman and Company are grateful to the many instructors from across the United States and Canada who have offered comments that assisted in the development and refinement of this book. These contributions included class testing, manuscript reviewing, problems reviewing, and participating in surveys about the book and general course needs.

**ALABAMA** Tammy Potter, *Gadsden State Community College*; David Dempsey, *Jacksonville State University*; Edwin Smith, *Jacksonville State University*; Jeff Dodd, *Jacksonville State University*; Douglas Bailer, *Northeast Alabama Community College*; Michael Hicks, *Shelton State Community College*; Patricia C. Eiland, *Troy University, Montgomery Campus*; Chadia Affane Aji, *Tuskegee University*; James L. Wang, *The University of Alabama*; Stephen Brick, *University of South Alabama*; Joerg Feldvoss, *University of South Alabama* **ALASKA** Mark A. Fitch, *University of Alaska Anchorage*; Kamal Narang, *University of Alaska Anchorage*; Alexei Rybkin, *University of Alaska Fairbanks*; Martin Getz, *University of Alaska Fairbanks* **ARIZONA** Stefania Tracogna, *Arizona State University*; Bruno Welfert, *Arizona State University*; Light Bryant, *Arizona Western College*; Daniel Russow, *Arizona Western College*; Jennifer Jameson, *Coconino College*; George Cole, *Mesa Community College*; David Schultz, *Mesa Community College*; Michael Bezusko, *Pima Community College, Desert Vista Campus*; Garry Carpenter, *Pima Community College, Northwest Campus*; Paul Flasch, *Pima County Community College*; Jessica Knapp, *Pima Community College, Northwest Campus*; Roger Werbylo, *Pima County Community College*; Katie Louchart, *Northern Arizona University*; Janet McShane, *Northern Arizona University*; Donna M. Krawczyk, *The University of Arizona* **ARKANSAS** Deborah Parker, *Arkansas Northeastern College*;

J. Michael Hall, *Arkansas State University*; Kevin Cornelius, *Ouachita Baptist University*; Hyungkoo Mark Park, *Southern Arkansas University*; Katherine Pinzon, *University of Arkansas at Fort Smith*; Denise LeGrand, *University of Arkansas at Little Rock*; John Annulis, *University of Arkansas at Monticello*; Erin Haller, *University of Arkansas, Fayetteville*; Shannon Dingman, *University of Arkansas, Fayetteville*; Daniel J. Arrigo, *University of Central Arkansas* **CALIFORNIA** Michael S. Gagliardo, *California Lutheran University*; Harvey Greenwald, *California Polytechnic State University, San Luis Obispo*; Charles Hale, *California Polytechnic State University, John Hagen, California Polytechnic State University, San Luis Obispo*; Donald Hartig, *California Polytechnic State University, San Luis Obispo*; Colleen Margarita Kirk, *California Polytechnic State University, San Luis Obispo*; Lawrence Sze, *California Polytechnic State University, San Luis Obispo*; Raymond Terry, *California Polytechnic State University, San Luis Obispo*; James R. McKinney, *California State Polytechnic University, Pomona*; Robin Wilson, *California State Polytechnic University, Pomona*; Charles Lam, *California State University, Bakersfield*; David McKay, *California State University, Long Beach*; Melvin Lax, *California State University, Long Beach*; Wallace A. Etterbeek, *California State University, Sacramento*; Mohamed Al-lali, *Chapman University*; George Rhys, *College of the Canyons*; Janice Hector, *DeAnza College*; Isabelle Saber, *Glendale Community College*;



Peter Stathis, *Glendale Community College*; Douglas B. Lloyd, *Golden West College*; Thomas Scardina, *Golden West College*; Kristin Hartford, *Long Beach City College*; Eduardo Arismendi-Pardi, *Orange Coast College*; Mitchell Alves, *Orange Coast College*; Yenkanh Vu, *Orange Coast College*; Yan Tian, *Palomar College*; Donna E. Nordstrom, *Pasadena City College*; Don L. Hancock, *Pepperdine University*; Kevin Iga, *Pepperdine University*; Adolfo J. Rumbos, *Pomona College*; Virginia May, *Sacramento City College*; Carlos de la Lama, *San Diego City College*; Matthias Beck, *San Francisco State University*; Arek Goetz, *San Francisco State University*; Nick Bykov, *San Joaquin Delta College*; Eleanor Lang Kendrick, *San Jose City College*; Elizabeth Hodes, *Santa Barbara City College*; William Konya, *Santa Monica College*; John Kennedy, *Santa Monica College*; Peter Lee, *Santa Monica College*; Richard Salome, *Scotts Valley High School*; Norman Feldman, *Sonoma State University*; Elaine McDonald, *Sonoma State University*; John D. Eggers, *University of California, San Diego*; Adam Bowers, *University of California, San Diego*; Bruno Nachtergaele, *University of California, Davis*; Boumediene Hamzi, *University of California, Davis*; Olga Radko, *University of California, Los Angeles*; Richard Leborne, *University of California, San Diego*; Peter Stevenhagen, *University of California, San Diego*; Jeffrey Stopple, *University of California, Santa Barbara*; Guofang Wei, *University of California, Santa Barbara*; Rick A. Simon, *University of La Verne*; Alexander E. Koonce, *University of Redlands*; Mohamad A. Alwash, *West Los Angeles College*; Calder Daenzer, *University of California, Berkeley*; Jude Thaddeus Socrates, *Pasadena City College*; Cheuk Ying Lam, *California State University Bakersfield*; Borislava Gutarts, *California State University, Los Angeles*; Daniel Rogalski, *University of California, San Diego*; Don Hartig, *California Polytechnic State University*; Anne Voth, *Palomar College*; Jay Wiestling, *Palomar College*; Lindsey Bramlett-Smith, *Santa Barbara City College*; Dennis Morrow, *College of the Canyons*; Sydney Shanks, *College of the Canyons*; Bob Tolar, *College of the Canyons*; Gene W. Majors, *Fullerton College*; Robert Diaz, *Fullerton College*; Gregory Nguyen, *Fullerton College*; Paul Sjoberg, *Fullerton College*; Deborah Ritchie, *Moorpark College*; Maya Rahnamaie, *Moorpark College*; Kathy Fink, *Moorpark College*; Christine Cole, *Moorpark College*; K. Di Passero, *Moorpark College*; Sid Kolpas, *Glendale Community College*; Miriam Castrconde, *Irvine Valley College*; Ilkner Erbas-White, *Irvine Valley College*; Corey Manchester, *Grossmont College*; Donald Murray, *Santa Monica College*; Barbara McGee, *Cuesta College*; Marie Larsen, *Cuesta College*; Joe Vasta, *Cuesta College*; Mike Kinter, *Cuesta College*; Mark Turner, *Cuesta College*; G. Lewis, *Cuesta College*; Daniel Kleinfelter, *College of the Desert*; Esmeralda Medrano, *Citrus College*; James Swatzel, *Citrus College*; Mark Littrell, *Rio Hondo College*; Rich Zucker, *Irvine Valley College*; Cindy Torigison, *Palomar College*; Craig Chamberline, *Palomar College*; Lindsey Lang, *Diablo Valley College*; Sam Needham, *Diablo Valley College*; Dan Bach, *Diablo Valley College*; Ted Nirgiotis, *Diablo Valley College*; Monte Collazo, *Diablo Valley College*; Tina Levy, *Diablo Valley College*; Mona Panchal, *East Los Angeles College*; Ron Sandvick, *San Diego Mesa College*; Larry Handa, *West Valley College*; Frederick Utter, *Santa Rose Junior College*; Farshod Mosh, *DeAnza College*; Doli Bambhanian, *DeAnza College*; Charles Klein, *DeAnza College*; Tammi Marshall, *Cauyamacca College*; Inwon Leu, *Cauyamacca College*; Michael Moretti, *Bakersfield College*; Janet Tarjan, *Bakersfield College*; Hoat Le, *San Diego City College*; Richard Fielding, *Southwestern College*; Shannon Gracey, *Southwestern College*; Janet Mazzarella, *Southwestern College*; Christina Soderlund, *California Lutheran University*; Rudy Gonzalez, *Citrus College*; Robert Crise, *Crafton Hills College*; Joseph Kazimir, *East Los Angeles College*; Randall Rogers, *Fullerton College*; Peter Bouzar, *Golden West College*; Linda Ternes, *Golden West College*; Hsiao-Ling Liu, *Los Angeles Trade Tech Community College*; Yu-Chung Chang-Hou, *Pasadena City College*; Guillermo Alvarez, *San Diego City College*; Ken Kuniyuki, *San Diego Mesa College*; Laleh Howard, *San Diego Mesa College*; Sharareh Masooman, *Santa Barbara City College*; Jared Hersh, *Santa Barbara City College*; Betty Wong, *Santa Monica College*; Brian Rodas, *Santa Monica College*; Veasna Chiek, *Riverside City College* **COLORADO** Tony

Weathers, *Adams State College*; Erica Johnson, *Arapahoe Community College*; Karen Walters, *Arapahoe Community College*; Joshua D. Laison, *Colorado College*; G. Gustave Greivel, *Colorado School of Mines*; Holly Eklund, *Colorado School of the Mines*; Mike Nicholas, *Colorado School of the Mines*; Jim Thomas, *Colorado State University*; Eleanor Storey, *Front Range Community College*; Larry Johnson, *Metropolitan State College of Denver*; Carol Kuper, *Morgan Community College*; Larry A. Pontaski, *Pueblo Community College*; Terry Chen Reeves, *Red Rocks Community College*; Debra S. Carney, *Colorado School of the Mines*; Louis A. Talman, *Metropolitan State College of Denver*; Mary A. Nelson, *University of Colorado at Boulder*; J. Kyle Pula, *University of Denver*; Jon Von Stroh, *University of Denver*; Sharon Butz, *University of Denver*; Daniel Daly, *University of Denver*; Tracy Lawrence, *Arapahoe Community College*; Shawna Mahan, *University of Colorado Denver*; Adam Norris, *University of Colorado at Boulder*; Anca Radulescu, *University of Colorado at Boulder*; Mike Kawai, *University of Colorado Denver*; Janet Barnett, *Colorado State University–Pueblo*; Byron Hurley, *Colorado State University–Pueblo*; Jonathan Portiz, *Colorado State University–Pueblo*; Bill Emerson, *Metropolitan State College of Denver*; Suzanne Caulk, *Regis University*; Anton Dzhamay, *University of Northern Colorado* **CONNECTICUT** Jeffrey McGowan, *Central Connecticut State University*; Ivan Gotchev, *Central Connecticut State University*; Charles Waiveris, *Central Connecticut State University*; Christopher Hammond, *Connecticut College*; Anthony Y. Aidoo, *Eastern Connecticut State University*; Kim Ward, *Eastern Connecticut State University*; Joan W. Weiss, *Fairfield University*; Theresa M. Sandifer, *Southern Connecticut State University*; Cristian Rios, *Trinity College*; Melanie Stein, *Trinity College*; Steven Orszag, *Yale University* **DELAWARE** Patrick F. Mwerinde, *University of Delaware* **DISTRICT OF COLUMBIA** Jeffrey Hakim, *American University*; Joshua M. Lansky, *American University*; James A. Nickerson, *Gallaudet University* **FLORIDA** Gregory Spradlin, *Embry-Riddle University at Daytona Beach*; Daniela Popova, *Florida Atlantic University*; Abbas Zadegan, *Florida International University*; Gerardo Aladro, *Florida International University*; Gregory Henderson, *Hillsborough Community College*; Pam Crawford, *Jacksonville University*; Penny Morris, *Polk Community College*; George Schultz, *St. Petersburg College*; Jimmy Chang, *St. Petersburg College*; Carolyn Kistner, *St. Petersburg College*; Aida Kadic-Galeb, *The University of Tampa*; Constance Schober, *University of Central Florida*; S. Roy Choudhury, *University of Central Florida*; Kurt Overhiser, *Valencia Community College*; Jiongmin Yong, *University of Central Florida*; Giray Okten, *The Florida State University*; Frederick Hoffman, *Florida Atlantic University*; Thomas Beatty, *Florida Gulf Coast University*; Witny Librun, *Palm Beach Community College North*; Joe Castillo, *Broward County College*; Joann Lewin, *Edison College*; Donald Ransford, *Edison College*; Scott Berthiaume, *Edison College*; Alexander Ambrioso, *Hillsborough Community College*; Jane Golden, *Hillsborough Community College*; Susan Hiatt, *Polk Community College–Lakeland Campus*; Li Zhou, *Polk Community College–Winter Haven Campus*; Heather Edwards, *Seminole Community College*; Benjamin Landon, *Daytona State College*; Tony Malaret, *Seminole Community College*; Lane Vosbury, *Seminole Community College*; William Rickman, *Seminole Community College*; Cheryl Cantwell, *Seminole Community College*; Michael Schramm, *Indian River State College*; Janette Campbell, *Palm Beach Community College–Lake Worth*; Kwai-Lee Chui, *University of Florida*; Shu-Jen Huang, *University of Florida* **GEORGIA** Christian Barrientos, *Clayton State University*; Thomas T. Morley, *Georgia Institute of Technology*; Doron Lubinsky, *Georgia Institute of Technology*; Ralph Wildy, *Georgia Military College*; Shahram Nazari, *Georgia Perimeter College*; Alice Eiko Pierce, *Georgia Perimeter College, Clarkson Campus*; Susan Nelson, *Georgia Perimeter College, Clarkson Campus*; Laurene Fausett, *Georgia Southern University*; Scott N. Kersey, *Georgia Southern University*; Jimmy L. Solomon, *Georgia Southern University*; Allen G. Fuller, *Gordon College*; Marwan Zabdawi, *Gordon College*; Carolyn A. Yackel, *Mercer University*; Blane Hollingsworth, *Middle Georgia State College*; Shahryar Heydari, *Piedmont College*; Dan Kannan, *The University of Georgia*; June

Jones, *Middle Georgia State College*; Abdelkrim Brania, *Morehouse College*; Ying Wang, *Augusta State University*; James M. Benedict, *Augusta State University*; Kouong Law, *Georgia Perimeter College*; Rob Williams, *Georgia Perimeter College*; Alvina Atkinson, *Georgia Gwinnett College*; Amy Erickson, *Georgia Gwinnett College* **HAWAII** Shuguang Li, *University of Hawaii at Hilo*; Raina B. Ivanova, *University of Hawaii at Hilo* **IDAHO** Uwe Kaiser, *Boise State University*; Charles Kerr, *Boise State University*; Zach Teitler, *Boise State University*; Otis Kenny, *Boise State University*; Alex Feldman, *Boise State University*; Doug Bullock, *Boise State University*; Brian Dietel, *Lewis-Clark State College*; Ed Korntved, *Northwest Nazarene University*; Cynthia Piez, *University of Idaho* **ILLINOIS** Chris Morin, *Blackburn College*; Alberto L. Delgado, *Bradley University*; John Haverhals, *Bradley University*; Herbert E. Kasube, *Bradley University*; Marvin Doubet, *Lake Forest College*; Marvin A. Gordon, *Lake Forest Graduate School of Management*; Richard J. Maher, *Loyola University Chicago*; Joseph H. Mayne, *Loyola University Chicago*; Marian Gidea, *Northeastern Illinois University*; John M. Alongi, *Northwestern University*; Miguel Angel Lerma, *Northwestern University*; Mehmet Dik, *Rockford College*; Tammy Voepel, *Southern Illinois University Edwardsville*; Rahim G. Karimpour, *Southern Illinois University*; Thomas Smith, *University of Chicago*; Laura DeMarco, *University of Illinois*; Evangelos Kobotis, *University of Illinois at Chicago*; Jennifer McNeilly, *University of Illinois at Urbana-Champaign*; Timur Oikhberg, *University of Illinois at Urbana-Champaign*; Manouchehr Azad, *Harper College*; Minhua Liu, *Harper College*; Mary Hill, *College of DuPage*; Arthur N. DiVito, *Harold Washington College* **INDIANA** Vania Mascioni, *Ball State University*; Julie A. Killingbeck, *Ball State University*; Kathie Freed, *Butler University*; Zhixin Wu, *DePauw University*; John P. Boardman, *Franklin College*; Robert N. Talbert, *Franklin College*; Robin Symonds, *Indiana University Kokomo*; Henry L. Wyzinski, *Indiana University Northwest*; Melvin Royer, *Indiana Wesleyan University*; Gail P. Greene, *Indiana Wesleyan University*; David L. Finn, *Rose-Hulman Institute of Technology*; Chong Keat Arthur Lim, *University of Notre Dame* **IOWA** Nasser Dastrange, *Buena Vista University*; Mark A. Mills, *Central College*; Karen Ernst, *Hawkeye Community College*; Richard Mason, *Indian Hills Community College*; Robert S. Keller, *Loras College*; Eric Robert Westlund, *Luther College*; Weimin Han, *The University of Iowa* **KANSAS** Timothy W. Flood, *Pittsburg State University*; Sarah Cook, *Washburn University*; Kevin E. Charwood, *Washburn University*; Conrad Uwe, *Cowley County Community College*; David N. Yetter, *Kansas State University* **KENTUCKY** Alex M. McAllister, *Center College*; Sandy Spears, *Jefferson Community & Technical College*; Leanne Faulkner, *Kentucky Wesleyan College*; Donald O. Clayton, *Madisonville Community College*; Thomas Riedel, *University of Louisville*; Manabendra Das, *University of Louisville*; Lee Larson, *University of Louisville*; Jens E. Harlander, *Western Kentucky University*; Philip McCartney, *Northern Kentucky University*; Andy Long, *Northern Kentucky University*; Omer Yayenie, *Murray State University*; Donald Krug, *Northern Kentucky University* **LOUISIANA** William Forrest, *Baton Rouge Community College*; Paul Wayne Britt, *Louisiana State University*; Galen Turner, *Louisiana Tech University*; Randall Wills, *Southeastern Louisiana University*; Kent Neuerburg, *Southeastern Louisiana University*; Guoli Ding, *Louisiana State University*; Julia Ledet, *Louisiana State University*; Brent Strunk, *University of Louisiana at Monroe* **MAINE** Andrew Knightly, *The University of Maine*; Sergey Lvln, *The University of Maine*; Joel W. Irish, *University of Southern Maine*; Laurie Woodman, *University of Southern Maine*; David M. Bradley, *The University of Maine*; William O. Bray, *The University of Maine* **MARYLAND** Leonid Stern, *Towson University*; Jacob Kogan, *University of Maryland Baltimore County*; Mark E. Williams, *University of Maryland Eastern Shore*; Austin A. Lobo, *Washington College*; Supawan Lertsakrai, *Harford Community College*; Fary Sami, *Harford Community College*; Andrew Bulleri, *Howard Community College* **MASSACHUSETTS** Sean McGrath, *Algonquin Regional High School*; Norton Starr, *Amherst College*; Renato Mirolo, *Boston College*; Emma Previato, *Boston University*; Laura K. Gross, *Bridgewater State University*; Richard H. Stout, *Gordon Col-*

*lege*; Matthew P. Leingang, *Harvard University*; Suellen Robinson, *North Shore Community College*; Walter Stone, *North Shore Community College*; Barbara Loud, *Regis College*; Andrew B. Perry, *Springfield College*; Tawanda Gwena, *Tufts University*; Gary Simundza, *Wentworth Institute of Technology*; Mikhail Chkhenkeli, *Western New England College*; David Daniels, *Western New England College*; Alan Gorfin, *Western New England College*; Saeed Ghahramani, *Western New England College*; Julian Fleron, *Westfield State College*; Maria Fung, *Worcester State University*; Brigitte Servatius, *Worcester Polytechnic Institute*; John Goulet, *Worcester Polytechnic Institute*; Alexander Martsinkovsky, *Northeastern University*; Marie Clote, *Boston College*; Alexander Kastner, *Williams College*; Margaret Peard, *Williams College*; Mihai Stoiciu, *Williams College* **MICHIGAN** Mark E. Bollman, *Albion College*; Jim Chesla, *Grand Rapids Community College*; Jeanne Wald, *Michigan State University*; Allan A. Struthers, *Michigan Technological University*; Debra Pharo, *Northwestern Michigan College*; Anna Maria Spagnuolo, *Oakland University*; Diana Faoro, *Romeo Senior High School*; Andrew Strowe, *University of Michigan–Dearborn*; Daniel Stephen Drucker, *Wayne State University*; Christopher Cartwright, *Lawrence Technological University*; Jay Treiman, *Western Michigan University* **MINNESOTA** Bruce Bordwell, *Anoka-Ramsey Community College*; Robert Dobrow, *Carleton College*; Jessie K. Lenarz, *Concordia College–Moorhead Minnesota*; Bill Tomhave, *Concordia College*; David L. Frank, *University of Minnesota*; Steven I. Sperber, *University of Minnesota*; Jeffrey T. McLean, *University of St. Thomas*; Chehrzad Shakiban, *University of St. Thomas*; Melissa Loe, *University of St. Thomas*; Nick Christopher Fiala, *St. Cloud State University*; Victor Padron, *Normandale Community College*; Mark Ahrens, *Normandale Community College*; Gerry Naughton, *Century Community College*; Carrie Naughton, *Inver Hills Community College* **MISSISSIPPI** Vivien G. Miller, *Mississippi State University*; Ted Dobson, *Mississippi State University*; Len Miller, *Mississippi State University*; Tristan Denley, *The University of Mississippi* **MISSOURI** Robert Robertson, *Drury University*; Gregory A. Mitchell, *Metropolitan Community College–Penn Valley*; Charles N. Curtis, *Missouri Southern State University*; Vivek Narayanan, *Moberly Area Community College*; Russell Blyth, *Saint Louis University*; Julianne Rainbolt, *Saint Louis University*; Blake Thornton, *Saint Louis University*; Kevin W. Hopkins, *Southwest Baptist University*; Joe Howe, *St. Charles Community College*; Wanda Long, *St. Charles Community College*; Andrew Stephan, *St. Charles Community College* **MONTANA** Kelly Cline, *Carroll College*; Veronica Baker, *Montana State University, Bozeman*; Richard C. Swanson, *Montana State University*; Thomas Hayes-McGoff, *Montana State University*; Nikolaus Vonessen, *The University of Montana* **NEBRASKA** Edward G. Reinke Jr., *Concordia University*; Judith Downey, *University of Nebraska at Omaha* **NEVADA** Jennifer Gorman, *College of Southern Nevada*; Jonathan Pearsall, *College of Southern Nevada*; Rohan Dalpatadu, *University of Nevada, Las Vegas*; Paul Aizley, *University of Nevada, Las Vegas* **NEW HAMPSHIRE** Richard Jardine, *Keene State College*; Michael Cullinane, *Keene State College*; Roberta Kieronski, *University of New Hampshire at Manchester*; Erik Van Erp, *Dartmouth College* **NEW JERSEY** Paul S. Rossi, *College of Saint Elizabeth*; Mark Galit, *Essex County College*; Katarzyna Potocka, *Ramapo College of New Jersey*; Nora S. Thornber, *Raritan Valley Community College*; Abdulkadir Hassen, *Rowan University*; Olcay Ilicasu, *Rowan University*; Avraham Soffer, *Rutgers, The State University of New Jersey*; Chengwen Wang, *Rutgers, The State University of New Jersey*; Shabnam Beheshti, *Rutgers University, The State University of New Jersey*; Stephen J. Greenfield, *Rutgers, The State University of New Jersey*; John T. Saccoman, *Seton Hall University*; Lawrence E. Levine, *Stevens Institute of Technology*; Jana Gevertz, *The College of New Jersey*; Barry Burd, *Drew University*; Penny Luczak, *Camden County College*; John Climent, *Cecil Community College*; Kristyanna Erickson, *Cecil Community College*; Eric Compton, *Brookdale Community College*; John Atsu-Swanzy, *Atlantic Cape Community College* **NEW MEXICO** Kevin Leith, *Central New Mexico Community College*; David Blankenbaker, *Central New Mexico Community College*; Joseph Lakey, *New Mexico State University*; Kees Onneweer, *University of New Mexico*; Jurg Bolli,



*The University of New Mexico* **NEW YORK** Robert C. Williams, *Alfred University*; Timmy G. Bremer, *Broome Community College State University of New York*; Joaquin O. Carbonara, *Buffalo State College*; Robin Sue Sanders, *Buffalo State College*; Daniel Cunningham, *Buffalo State College*; Rose Marie Castner, *Canisius College*; Sharon L. Sullivan, *Catawba College*; Fabio Nironi, *Columbia University*; Camil Muscalu, *Cornell University*; Maria S. Terrell, *Cornell University*; Margaret Mulligan, *Dominican College of Blauvelt*; Robert Andersen, *Farmingdale State University of New York*; Leonard Nissim, *Fordham University*; Jennifer Roche, *Hobart and William Smith Colleges*; James E. Carpenter, *Iona College*; Peter Shenkin, *John Jay College of Criminal Justice/CUNY*; Gordon Crandall, *LaGuardia Community College/CUNY*; Gilbert Traub, *Maritime College, State University of New York*; Paul E. Seeburger, *Monroe Community College Brighton Campus*; Abraham S. Mantell, *Nassau Community College*; Daniel D. Birmajer, *Nazareth College*; Sybil G. Shaver, *Pace University*; Margaret Kiehl, *Rensselaer Polytechnic Institute*; Carl V. Lutzer, *Rochester Institute of Technology*; Michael A. Radin, *Rochester Institute of Technology*; Hossein Shahmohamad, *Rochester Institute of Technology*; Thomas Rousseau, *Siena College*; Jason Hofstein, *Siena College*; Leon E. Gerber, *St. Johns University*; Christopher Bishop, *Stony Brook University*; James Fulton, *Suffolk County Community College*; John G. Michaels, *SUNY Brockport*; Howard J. Skogman, *SUNY Brockport*; Cristina Baccuta, *SUNY Cortland*; Jean Harper, *SUNY Fredonia*; David Hobby, *SUNY New Paltz*; Kelly Black, *Union College*; Thomas W. Cusick, *University at Buffalo/The State University of New York*; Gino Biondini, *University at Buffalo/The State University of New York*; Robert Koehler, *University at Buffalo/The State University of New York*; Donald Larson, *University of Rochester*; Robert Thompson, *Hunter College*; Ed Grossman, *The City College of New York* **NORTH CAROLINA** Jeffrey Clark, *Elon University*; William L. Burgin, *Gaston College*; Manouchehr H. Misaghian, *Johnson C. Smith University*; Legunchim L. Emmanwori, *North Carolina A&T State University*; Drew Pasteur, *North Carolina State University*; Demetrio Labate, *North Carolina State University*; Mohammad Kazemi, *The University of North Carolina at Charlotte*; Richard Carmichael, *Wake Forest University*; Gretchen Wilke Whipple, *Warren Wilson College*; John Russell Taylor, *University of North Carolina at Charlotte*; Mark Ellis, *Piedmont Community College* **NORTH DAKOTA** Jim Coykendall, *North Dakota State University*; Anthony J. Bevelacqua, *The University of North Dakota*; Richard P. Millspaugh, *The University of North Dakota*; Thomas Gilsdorf, *The University of North Dakota*; Michele Iiams, *The University of North Dakota*; Mohammad Khavanin, *University of North Dakota* **OHIO** Christopher Butler, *Case Western Reserve University*; Pamela Pierce, *The College of Wooster*; Barbara H. Margolius, *Cleveland State University*; Tzu-Yi Alan Yang, *Columbus State Community College*; Greg S. Goodhart, *Columbus State Community College*; Kelly C. Stady, *Cuyahoga Community College*; Brian T. Van Pelt, *Cuyahoga Community College*; David Robert Ericson, *Miami University*; Frederick S. Gass, *Miami University*; Thomas Stacklin, *Ohio Dominican University*; Vitaly Bergelson, *The Ohio State University*; Robert Knight, *Ohio University*; John R. Pather, *Ohio University, Eastern Campus*; Teresa Contenza, *Otterbein College*; Ali Hajjafar, *The University of Akron*; Jianping Zhu, *The University of Akron*; Ian Clough, *University of Cincinnati Clermont College*; Atif Abueida, *University of Dayton*; Judith McCrory, *The University at Findlay*; Thomas Smotzer, *Youngstown State University*; Angela Spalsbury, *Youngstown State University*; James Osterburg, *The University of Cincinnati*; Mihaela A. Poplicher, *University of Cincinnati*; Frederick Thulin, *University of Illinois at Chicago*; Weimin Han, *The Ohio State University*; Crichton Ogle, *The Ohio State University*; Jackie Miller, *The Ohio State University*; Walter Mackey, *Owens Community College*; Jonathan Baker, *Columbus State Community College* **OKLAHOMA** Christopher Francisco, *Oklahoma State University*; Michael McClendon, *University of Central Oklahoma*; Teri Jo Murphy, *The University of Oklahoma*; Kimberly Adams, *University of Tulsa*; Shirley Pomeranz, *University of Tulsa* **OREGON** Lorna TenEyck, *Chemeketa Community College*; Angela Martinek, *Linn-Benton Community College*; Filix Maisch, *Oregon State University*; Tevian Dray, *Oregon State University*; Mark Ferguson,

*Chemeketa Community College*; Andrew Flight, *Portland State University*; Austina Fong, *Portland State University*; Jeanette R. Palmiter, *Portland State University* **PENNSYLVANIA** John B. Polhill, *Bloomsburg University of Pennsylvania*; Russell C. Walker, *Carnegie Mellon University*; Jon A. Beal, *Clarion University of Pennsylvania*; Kathleen Kane, *Community College of Allegheny County*; David A. Santos, *Community College of Philadelphia*; David S. Richeson, *Dickinson College*; Christine Marie Cedzo, *Gannon University*; Monica Pierri-Galvao, *Gannon University*; John H. Ellison, *Grove City College*; Gary L. Thompson, *Grove City College*; Dale McIntyre, *Grove City College*; Dennis Benchhoff, *Harrisburg Area Community College*; William A. Drumin, *King's College*; Denise Reboli, *King's College*; Chawne Kimber, *Lafayette College*; Elizabeth McMahon, *Lafayette College*; Lorenzo Traldi, *Lafayette College*; David L. Johnson, *Lehigh University*; Matthew Hyatt, *Lehigh University*; Zia Uddin, *Lock Haven University of Pennsylvania*; Donna A. Dietz, *Mansfield University of Pennsylvania*; Samuel Wilcock, *Messiah College*; Richard R. Kern, *Montgomery County Community College*; Michael Fraboni, *Moravian College*; Neena T. Chopra, *The Pennsylvania State University*; Boris A. Datskovsky, *Temple University*; Dennis M. DeTurck, *University of Pennsylvania*; Jacob Burbea, *University of Pittsburgh*; Mohammed Yahdi, *Ursinus College*; Timothy Feeman, *Villanova University*; Douglas Norton, *Villanova University*; Robert Styer, *Villanova University*; Michael J. Fisher, *West Chester University of Pennsylvania*; Peter Brooksbank, *Bucknell University*; Emily Dryden, *Bucknell University*; Larry Friesen, *Butler County Community College*; Lisa Angelo, *Bucks County College*; Elaine Fitt, *Bucks County College*; Pauline Chow, *Harrisburg Area Community College*; Diane Benner, *Harrisburg Area Community College*; Emily B. Dryden, *Bucknell University*; Erica Chauvet, *Waynesburg University* **RHODE ISLAND** Thomas F. Banchoff, *Brown University*; Yajni Warnapala-Yehiya, *Roger Williams University*; Carol Gibbons, *Salve Regina University*; Joe Allen, *Community College of Rhode Island*; Michael Latina, *Community College of Rhode Island* **SOUTH CAROLINA** Stanley O. Perrine, *Charleston Southern University*; Joan Hoffacker, *Clemson University*; Constance C. Edwards, *Coastal Carolina University*; Thomas L. Fitzkee, *Francis Marion University*; Richard West, *Francis Marion University*; John Harris, *Furman University*; Douglas B. Meade, *University of South Carolina*; George Androulakis, *University of South Carolina*; Art Mark, *University of South Carolina Aiken*; Sherry Biggers, *Clemson University*; Mary Zachary Krohn, *Clemson University*; Andrew Incognito, *Coastal Carolina University*; Deanna Caveny, *College of Charleston* **SOUTH DAKOTA** Dan Kemp, *South Dakota State University* **TENNESSEE** Andrew Miller, *Belmont University*; Arthur A. Yanushka, *Christian Brothers University*; Laurie Plunk Dishman, *Cumberland University*; Maria Siopsis, *Maryville College*; Beth Long, *Pellissippi State Technical Community College*; Judith Fethe, *Pellissippi State Technical Community College*; Andrzej Gutek, *Tennessee Technological University*; Sabine Le Borne, *Tennessee Technological University*; Richard Le Borne, *Tennessee Technological University*; Maria F. Bothelho, *University of Memphis*; Roberto Triggiani, *University of Memphis*; Jim Conant, *The University of Tennessee*; Pavlos Tzermias, *The University of Tennessee*; Luis Renato Abib Finotti, *University of Tennessee, Knoxville*; Jennifer Fowler, *University of Tennessee, Knoxville*; Jo Ann W. Staples, *Vanderbilt University*; Dave Vinson, *Pellissippi State Community College*; Jonathan Lamb, *Pellissippi State Community College* **TEXAS** Sally Haas, *Angelina College*; Karl Havlak, *Angelo State University*; Michael Huff, *Austin Community College*; John M. Davis, *Baylor University*; Scott Wilde, *Baylor University and The University of Texas at Arlington*; Rob Eby, *Blinn College*; Tim Sever, *Houston Community College—Central*; Ernest Lowery, *Houston Community College—Northwest*; Brian Loft, *Sam Houston State University*; Jianzhong Wang, *Sam Houston State University*; Shirley Davis, *South Plains College*; Todd M. Steckler, *South Texas College*; Mary E. Wagner-Krankel, *St. Mary's University*; Elise Z. Price, *Tarrant County College, Southeast Campus*; David Price, *Tarrant County College, Southeast Campus*; Runchang Lin, *Texas A&M University*; Michael Stecher, *Texas A&M University*; Philip B. Yasskin, *Texas A&M University*; Brock Williams, *Texas*

*Tech University*; I. Wayne Lewis, *Texas Tech University*; Robert E. Byerly, *Texas Tech University*; Ellina Grigorieva, *Texas Woman's University*; Abraham Haje, *Tomball College*; Scott Chapman, *Trinity University*; Elias Y. Deeba, *University of Houston Downtown*; Jianping Zhu, *The University of Texas at Arlington*; Tuncay Aktosun, *The University of Texas at Arlington*; John E. Gilbert, *The University of Texas at Austin*; Jorge R. Viramontes-Olivias, *The University of Texas at El Paso*; Fengxin Chen, *University of Texas at San Antonio*; Melanie Ledwig, *The Victoria College*; Gary L. Walls, *West Texas A&M University*; William Heierman, *Wharton County Junior College*; Lisa Rezac, *University of St. Thomas*; Raymond J. Cannon, *Baylor University*; Kathryn Flores, *McMurry University*; Jacqueline A. Jensen, *Sam Houston State University*; James Galloway, *Collin County College*; Raja Khoury, *Collin County College*; Annette Benbow, *Tarrant County College–Northwest*; Greta Harland, *Tarrant County College–Northeast*; Doug Smith, *Tarrant County College–Northeast*; Marcus McGuff, *Austin Community College*; Clarence McGuff, *Austin Community College*; Steve Rodi, *Austin Community College*; Vicki Payne, *Austin Community College*; Anne Pradera, *Austin Community College*; Christy Babu, *Laredo Community College*; Deborah Hewitt, *McLennan Community College*; W. Duncan, *McLennan Community College*; Hugh Griffith, *Mt. San Antonio College* **UTAH** Ruth Trygstad, *Salt Lake City Community College* **VIRGINIA** Verne E. Leininger, *Bridgewater College*; Brian Bradie, *Christopher Newport University*; Hongwei Chen, *Christopher Newport University*; John J. Avioli, *Christopher Newport University*; James H. Martin, *Christopher Newport University*; David Walnut, *George Mason University*; Mike Shirazi, *Germanna Community College*; Julie Clark, *Hollins University*; Ramon A. Mata-Toledo, *James Madison University*; Adrian Riskin, *Mary Baldwin College*; Josephine Letts, *Ocean Lakes High School*; Przemyslaw Bogacki, *Old Dominion University*; Deborah Denvir, *Randolph-Macon Woman's College*; Linda Powers, *Virginia Tech*; Gregory Dresden, *Washington and Lee University*; Jacob A. Siehler, *Washington and Lee University*; Yuan-Jen Chiang, *University of Mary Washington*; Nicholas Hamblet, *University of Virginia*; Bernard Fulgham, *University of Virginia*; Manouchehr “Mike” Mohajeri, *University of Virginia*; Lester Frank Caudill, *University of Richmond* **VERMONT** David Dorman, *Middlebury College*; Rachel Repstad, *Vermont Technical College* **WASHINGTON** Jennifer Laveglia, *Bellevue Community College*; David Whittaker, *Cascadia Community College*; Sharon Saxton, *Cascadia Community College*; Aaron Montgomery,

*Central Washington University*; Patrick Averbeck, *Edmonds Community College*; Tana Knudson, *Heritage University*; Kelly Brooks, *Pierce College*; Shana P. Calaway, *Shoreline Community College*; Abel Gage, *Skagit Valley College*; Scott MacDonald, *Tacoma Community College*; Jason Preszler, *University of Puget Sound*; Martha A. Gady, *Whitworth College*; Wayne L. Neidhardt, *Edmonds Community College*; Simrat Ghuman, *Bellevue College*; Jeff Eldridge, *Edmonds Community College*; Kris Kissel, *Green River Community College*; Laura Moore-Mueller, *Green River Community College*; David Stacy, *Bellevue College*; Eric Schultz, *Walla Walla Community College*; Julianne Sachs, *Walla Walla Community College* **WEST VIRGINIA** David Cusick, *Marshall University*; Ralph Oberste-Vorth, *Marshall University*; Suda Kunyosying, *Shepard University*; Nicholas Martin, *Shepherd University*; Rajeev Rajaram, *Shepherd University*; Xiaohong Zhang, *West Virginia State University*; Sam B. Nadler, *West Virginia University* **WYOMING** Claudia Stewart, *Casper College*; Pete Wildman, *Casper College*; Charles Newberg, *Western Wyoming Community College*; Lynne Ipinia, *University of Wyoming*; John Spitzer, *University of Wyoming* **WISCONSIN** Erik R. Tou, *Carthage College*; Paul Bankston, *Marquette University*; Jane Nichols, *Milwaukee School of Engineering*; Yvonne Yaz, *Milwaukee School of Engineering*; Simei Tong, *University of Wisconsin–Eau Claire*; Terry Nyman, *University of Wisconsin–Fox Valley*; Robert L. Wilson, *University of Wisconsin–Madison*; Dietrich A. Uhlenbrock, *University of Wisconsin–Madison*; Paul Milewski, *University of Wisconsin–Madison*; Donald Solomon, *University of Wisconsin–Milwaukee*; Kandasamy Muthuvel, *University of Wisconsin–Oshkosh*; Sheryl Wills, *University of Wisconsin–Platteville*; Kathy A. Tomlinson, *University of Wisconsin–River Falls*; Cynthia L. McCabe, *University of Wisconsin–Stevens Point*; Matthew Welz, *University of Wisconsin–Stevens Point*; Joy Becker, *University of Wisconsin–Stout*; Jeganathan Srisikandarajah, *Madison Area Tech College*; Wayne Sigelko, *Madison Area Tech College* **CANADA** Don St. Jean, *George Brown College*; Robert Dawson, *St. Mary's University*; Len Bos, *University of Calgary*; Tony Ware, *University of Calgary*; Peter David Papez, *University of Calgary*; John O'Conner, *Grant MacEwan University*; Michael P. Lamoureux, *University of Calgary*; Yousry Elsabrouty, *University of Calgary*; Darja Kalajdziewska, *University of Manitoba*; Andrew Skelton, *University of Guelph*; Douglas Farenick, *University of Regina*

The creation of this third edition could not have happened without the help of many people. First, I want to thank the individuals whom I have worked with at W. H. Freeman. Terri Ward and Ruth Baruth convinced me that I should take on this project, and I am grateful to them for their support and their confidence in my ability to tackle it. Throughout this process, Terri has been a huge help. I can always count on her to keep this train on track. Katrina Wilhelm has also been an amazing resource. She brings calm competence and organizational skills that constantly impress me. Tony Palermino has provided expert editorial help throughout the process. He is incredibly knowledgeable about all aspects of mathematics textbooks and has an eye for the details that make a book work. Kerry O'Shaughnessy kept the production process moving forward in a timely manner without ever resorting to threats. John Rogosich was the superb compositor. Patti Brecht handled the copyediting in an expert manner. My thanks are also due to W. H. Freeman's superb production team: Janice Donnola, Eileen Liang, Blake Logan, Paul Rohloff, and to Ron Weickart at Network Graphics for his skilled and creative execution of the art program.

Many faculty gave critical feedback on the second edition, and their names appear above. I am deeply grateful to them. I do want to particularly thank all of the advisory board members who gave me feedback month after month. Maria Shea Terrell continually sent me excellent unsolicited feedback until I asked to have her on the board. Then it became solicited. The accuracy reviewers, John Alongi, CK Cheung, Kwai-Lee Chui, John Davis, John Eggers, Stephen Greenfield, Roger Lipsett, Vivek Narayanan, and Olga Radko, helped to bring the final version into the form in which it now appears. You think you have found the errors, but you have not.

I also want to thank my colleagues in the Mathematics and Statistics Department at Williams College. I have always known I am incredibly lucky to be a member of this department. There are so many interesting projects and clever pedagogical ideas coming out of the department that it motivates me just because I am trying to keep up.

I would further like to thank my students. Their enthusiasm is what makes teaching fun. I enjoy coming to work every day, and they are what make it such a pleasure.

Finally, I want to thank my two children, Alexa and Colton. They are the ones who keep me grounded, who remind me what works and what doesn't in the real world. This book is dedicated to them.





Functions that yield the amount of seismic activity as a function of time help scientists to predict volcanic eruptions and earthquakes.  
(Douglas Peebles/Science Source)

# 1 PRECALCULUS REVIEW

Calculus builds on the foundation of algebra, analytic geometry, and trigonometry. In this chapter, therefore, we review some concepts, facts, and formulas from precalculus that are used throughout the text. In the last section, we discuss ways in which technology can be used to enhance your visual understanding of functions and their properties.

## 1.1 Real Numbers, Functions, and Graphs

We begin with a short discussion of real numbers. This gives us the opportunity to recall some basic properties and standard notation.

A **real number** is a number represented by a decimal or “decimal expansion.” There are three types of decimal expansions: finite, repeating, and infinite but nonrepeating. For example,

$$\frac{3}{8} = 0.375, \quad \frac{1}{7} = 0.142857142857 \dots = 0.\overline{142857}$$

$$\pi = 3.141592653589793 \dots$$

The number  $\frac{3}{8}$  is represented by a finite decimal, whereas  $\frac{1}{7}$  is represented by a *repeating* or *periodic* decimal. The bar over 142857 indicates that this sequence repeats indefinitely. The decimal expansion of  $\pi$  is infinite but nonrepeating.

The set of all real numbers is denoted by a boldface **R**. When there is no risk of confusion, we refer to a real number simply as a *number*. We also use the standard symbol  $\in$  for the phrase “belongs to.” Thus,

$$a \in \mathbf{R} \quad \text{reads} \quad “a \text{ belongs to } \mathbf{R}”$$

The set of integers is commonly denoted by the letter **Z** (this choice comes from the German word *Zahl*, meaning “number”). Thus,  $\mathbf{Z} = \{\dots, -2, -1, 0, 1, 2, \dots\}$ . A **whole number** is a nonnegative integer—that is, one of the numbers 0, 1, 2,  $\dots$ .

A real number is called **rational** if it can be represented by a fraction  $p/q$ , where  $p$  and  $q$  are integers with  $q \neq 0$ . The set of rational numbers is denoted **Q** (for “quotient”). Numbers that are not rational, such as  $\pi$  and  $\sqrt{2}$ , are called **irrational**.

We can tell whether a number is rational from its decimal expansion: Rational numbers have finite or repeating decimal expansions, and irrational numbers have infinite, non-repeating decimal expansions. Furthermore, the decimal expansion of a number is unique, apart from the following exception: Every finite decimal is equal to an infinite decimal in which the digit 9 repeats. For example,

$$1 = 0.999 \dots, \quad \frac{3}{8} = 0.375 = 0.374999 \dots, \quad \frac{47}{20} = 2.35 = 2.34999 \dots$$

We visualize real numbers as points on a line (Figure 1). For this reason, real numbers are often referred to as **points**. The point corresponding to 0 is called the **origin**.

The **absolute value** of a real number  $a$ , denoted  $|a|$ , is defined by (Figure 2)

$$|a| = \text{distance from the origin} = \begin{cases} a & \text{if } a \geq 0 \\ -a & \text{if } a < 0 \end{cases}$$

For example,  $|1.2| = 1.2$  and  $|-8.35| = 8.35$ . The absolute value satisfies

$$|a| = |-a|, \quad |ab| = |a| |b|$$

Additional properties of real numbers are discussed in Appendix B.

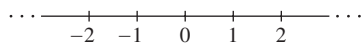


FIGURE 1 The set of real numbers represented as a line.

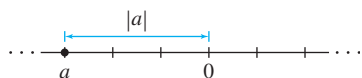


FIGURE 2  $|a|$  is the distance from  $a$  to the origin.

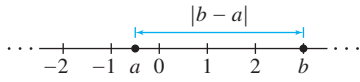


FIGURE 3 The distance from  $a$  to  $b$  is  $|b - a|$ .

The **distance** between two real numbers  $a$  and  $b$  is  $|b - a|$ , which is the length of the line segment joining  $a$  and  $b$  (Figure 3).

Two real numbers  $a$  and  $b$  are close to each other if  $|b - a|$  is small, and this is the case if their decimal expansions agree to many places. More precisely, *if the decimal expansions of  $a$  and  $b$  agree to  $k$  places (to the right of the decimal point), then the distance  $|b - a|$  is at most  $10^{-k}$ .* Thus, the distance between  $a = 3.1415$  and  $b = 3.1478$  is at most  $10^{-2}$  because  $a$  and  $b$  agree to two places. In fact, the distance is exactly  $|3.1478 - 3.1415| = 0.0063$ .

Beware that  $|a + b|$  is not equal to  $|a| + |b|$  unless  $a$  and  $b$  have the same sign or at least one of  $a$  and  $b$  is zero. If they have opposite signs, cancellation occurs in the sum  $a + b$ , and  $|a + b| < |a| + |b|$ . For example,  $|2 + 5| = |2| + |5|$  but  $|-2 + 5| = 3$ , which is less than  $|-2| + |5| = 7$ . In any case,  $|a + b|$  is never larger than  $|a| + |b|$  and this gives us the simple but important **triangle inequality**:

$$|a + b| \leq |a| + |b|$$

1

We use standard notation for intervals. Given real numbers  $a < b$ , there are four intervals with endpoints  $a$  and  $b$  (Figure 4). They all have length  $b - a$  but differ according to which endpoints are included.

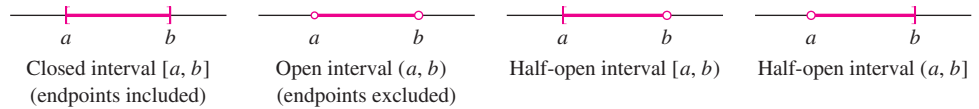


FIGURE 4 The four intervals with endpoints  $a$  and  $b$ .

The **closed interval**  $[a, b]$  is the set of all real numbers  $x$  such that  $a \leq x \leq b$ :

$$[a, b] = \{x \in \mathbf{R} : a \leq x \leq b\}$$

We usually write this more simply as  $\{x : a \leq x \leq b\}$ , it being understood that  $x$  belongs to  $\mathbf{R}$ . The **open** and **half-open intervals** are the sets

$$\underbrace{(a, b) = \{x : a < x < b\}}_{\text{Open interval (endpoints excluded)}}, \quad \underbrace{[a, b) = \{x : a \leq x < b\}}_{\text{Half-open interval}}, \quad \underbrace{(a, b] = \{x : a < x \leq b\}}_{\text{Half-open interval}}$$

The infinite interval  $(-\infty, \infty)$  is the entire real line  $\mathbf{R}$ . A half-infinite interval is closed if it contains its finite endpoint and is open otherwise (Figure 5):

$$[a, \infty) = \{x : a \leq x\}, \quad (-\infty, b] = \{x : x \leq b\}$$




FIGURE 5 Closed half-infinite intervals.

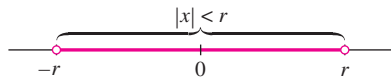


FIGURE 6 The interval  $(-r, r) = \{x : |x| < r\}$ .

Open and closed intervals may be described by inequalities. For example, the interval  $(-r, r)$  is described by the inequality  $|x| < r$  (Figure 6):

$$|x| < r \Leftrightarrow -r < x < r \Leftrightarrow x \in (-r, r)$$

2

More generally, for an interval symmetric about the value  $c$  (Figure 7),

$$|x - c| < r \Leftrightarrow c - r < x < c + r \Leftrightarrow x \in (c - r, c + r)$$

3

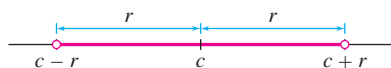


FIGURE 7  $(a, b) = (c - r, c + r)$ , where

$$c = \frac{a + b}{2}, \quad r = \frac{b - a}{2}$$

Closed intervals are similar, with  $<$  replaced by  $\leq$ . We refer to  $r$  as the **radius** and to  $c$  as the **midpoint** or **center**. The intervals  $(a, b)$  and  $[a, b]$  have midpoint  $c = \frac{1}{2}(a + b)$  and radius  $r = \frac{1}{2}(b - a)$  (Figure 7).

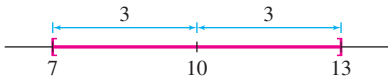


FIGURE 8 The interval  $[7, 13]$  is described by  $|x - 10| \leq 3$ .

In Example 2 we use the notation  $\cup$  to denote “union”: The union  $A \cup B$  of sets  $A$  and  $B$  consists of all elements that belong to either  $A$  or  $B$  (or to both).




FIGURE 9 The set  $S = \{x : |\frac{1}{2}x - 3| > 4\}$ .

The term “Cartesian” refers to the French philosopher and mathematician René Descartes (1596–1650), whose Latin name was *Cartesius*. He is credited (along with Pierre de Fermat) with the invention of analytic geometry. In his great work *La Géométrie*, Descartes used the letters  $x, y, z$  for unknowns and  $a, b, c$  for constants, a convention that has been followed ever since.

■ **EXAMPLE 1** Describe  $[7, 13]$  using inequalities.

**Solution** The midpoint of the interval  $[7, 13]$  is  $c = \frac{1}{2}(7 + 13) = 10$  and its radius is  $r = \frac{1}{2}(13 - 7) = 3$  (Figure 8). Therefore,

$$[7, 13] = \{x \in \mathbf{R} : |x - 10| \leq 3\}$$

■ **EXAMPLE 2** Describe the set  $S = \{x : |\frac{1}{2}x - 3| > 4\}$  in terms of intervals.

**Solution** It is easier to consider the opposite inequality  $|\frac{1}{2}x - 3| \leq 4$  first. By (2),

$$\left|\frac{1}{2}x - 3\right| \leq 4 \Leftrightarrow -4 \leq \frac{1}{2}x - 3 \leq 4$$

$$-1 \leq \frac{1}{2}x \leq 7 \quad (\text{add } 3)$$

$$-2 \leq x \leq 14 \quad (\text{multiply by } 2)$$

Thus,  $|\frac{1}{2}x - 3| \leq 4$  is satisfied when  $x$  belongs to  $[-2, 14]$ . The set  $S$  is the *complement*, consisting of all numbers  $x$  *not* in  $[-2, 14]$ . We can describe  $S$  as the union of two intervals:  $S = (-\infty, -2) \cup (14, \infty)$  (Figure 9).

## Graphing

Graphing is a basic tool in calculus, as it is in algebra and trigonometry. Recall that rectangular (or Cartesian) coordinates in the plane are defined by choosing two perpendicular axes, the  $x$ -axis and the  $y$ -axis. To a pair of numbers  $(a, b)$  we associate the point  $P$  located at the intersection of the line perpendicular to the  $x$ -axis at  $a$  and the line perpendicular to the  $y$ -axis at  $b$  [Figure 10(A)]. The numbers  $a$  and  $b$  are the  $x$ - and  $y$ -**coordinates** of  $P$ . The  $x$ -coordinate is sometimes called the “abscissa” and the  $y$ -coordinate the “ordinate.” The **origin** is the point with coordinates  $(0, 0)$ .

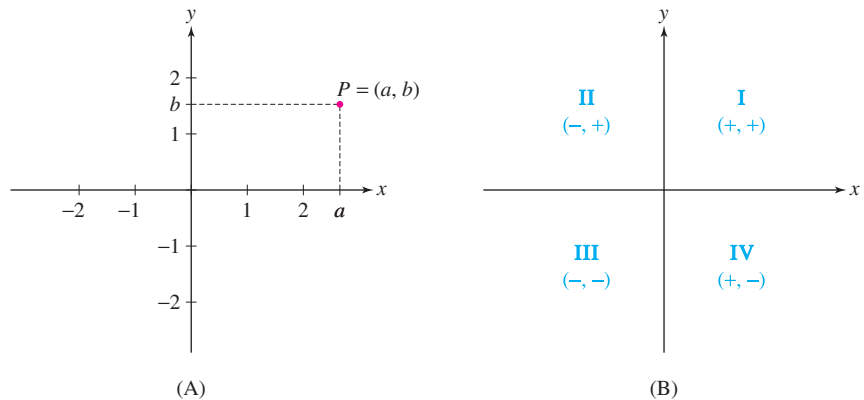


FIGURE 10 Rectangular coordinate system.

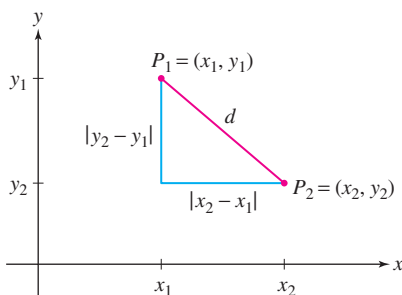


FIGURE 11 Distance  $d$  is given by the distance formula.

The axes divide the plane into four quadrants labeled I–IV, determined by the signs of the coordinates [Figure 10(B)]. For example, quadrant III consists of points  $(x, y)$  such that  $x < 0$  and  $y < 0$ .

The distance  $d$  between two points  $P_1 = (x_1, y_1)$  and  $P_2 = (x_2, y_2)$  is computed using the Pythagorean Theorem. In Figure 11, we see that  $\overline{P_1 P_2}$  is the hypotenuse of a right triangle with sides  $a = |x_2 - x_1|$  and  $b = |y_2 - y_1|$ . Therefore,

$$d^2 = a^2 + b^2 = (x_2 - x_1)^2 + (y_2 - y_1)^2$$

We obtain the distance formula by taking square roots.

**Distance Formula** The distance between  $P_1 = (x_1, y_1)$  and  $P_2 = (x_2, y_2)$  is equal to

$$d = \sqrt{(x_2 - x_1)^2 + (y_2 - y_1)^2}$$

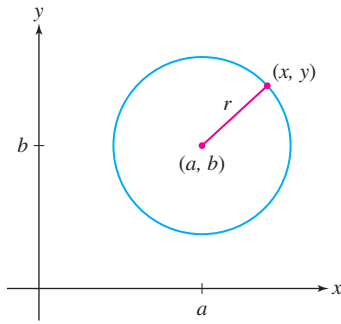


FIGURE 12 Circle with equation  $(x - a)^2 + (y - b)^2 = r^2$ .

Once we have the distance formula, we can derive the equation of a circle of radius  $r$  and center  $(a, b)$  (Figure 12). A point  $(x, y)$  lies on this circle if the distance from  $(x, y)$  to  $(a, b)$  is  $r$ :

$$\sqrt{(x - a)^2 + (y - b)^2} = r$$

Squaring both sides, we obtain the standard equation of the circle:

$$(x - a)^2 + (y - b)^2 = r^2$$

We now review some definitions and notation concerning functions.

**DEFINITION** A function  $f$  from a set  $D$  to a set  $Y$  is a rule that assigns, to each element  $x$  in  $D$ , a unique element  $y = f(x)$  in  $Y$ . We write

$$f : D \rightarrow Y$$

The set  $D$ , called the **domain** of  $f$ , is the set of “allowable inputs.” For  $x \in D$ ,  $f(x)$  is called the **value** of  $f$  at  $x$  (Figure 13). The **range**  $R$  of  $f$  is the subset of  $Y$  consisting of all values  $f(x)$ :

$$R = \{y \in Y : f(x) = y \text{ for some } x \in D\}$$

Informally, we think of  $f$  as a “machine” that produces an output  $y$  for every input  $x$  in the domain  $D$  (Figure 14).

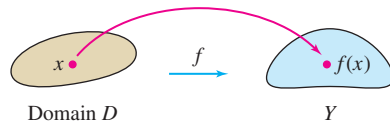


FIGURE 13 A function assigns an element  $f(x)$  in  $Y$  to each  $x \in D$ .

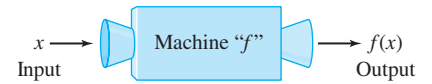


FIGURE 14 Think of  $f$  as a “machine” that takes the input  $x$  and produces the output  $f(x)$ .

A function  $f : D \rightarrow Y$  is also called a “map.” The sets  $D$  and  $Y$  can be arbitrary. For example, we can define a map from the set of living people to the set of whole numbers by mapping each person to his or her year of birth. The range of this map is the set of years in which a living person was born. In multivariable calculus, the domain might be a set of points in the two-dimensional plane and the range a set of numbers, points, or vectors.

The first part of this text deals with *numerical* functions  $f$ , where both the domain and the range are sets of real numbers. We refer to such a function as  $f$  and its value at  $x$  as  $f(x)$ . The letter  $x$  is used often to denote the **independent variable** that can take on any value in the domain  $D$ . We write  $y = f(x)$  and refer to  $y$  as the **dependent variable** (because its value depends on the choice of  $x$ ).

When  $f$  is defined by a formula, its natural domain is the set of real numbers  $x$  for which the formula is meaningful. For example, the function  $f(x) = \sqrt{9 - x}$  has domain  $D = \{x : x \leq 9\}$  because  $\sqrt{9 - x}$  is defined if  $9 - x \geq 0$ . Here are some other examples of domains and ranges:

$f(x)$	Domain $D$	Range $R$
$x^2$	$\mathbf{R}$	$\{y : y \geq 0\}$
$\cos x$	$\mathbf{R}$	$\{y : -1 \leq y \leq 1\}$
$\frac{1}{x + 1}$	$\{x : x \neq -1\}$	$\{y : y \neq 0\}$

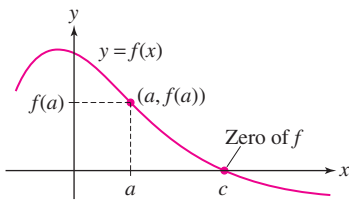


FIGURE 15

The **graph** of a function  $y = f(x)$  is obtained by plotting the points  $(a, f(a))$  for  $a$  in the domain  $D$  (Figure 15). If you start at  $x = a$  on the  $x$ -axis, move up to the graph and then over to the  $y$ -axis, you arrive at the value  $f(a)$ . The absolute value  $|f(a)|$  is the distance from the graph to the  $x$ -axis.

A **zero** or **root** of a function  $f$  is a number  $c$  such that  $f(c) = 0$ . The zeros are the values of  $x$  where the graph intersects the  $x$ -axis.

In Chapter 4, we will use calculus to sketch and analyze graphs. At this stage, to sketch a graph by hand, we can make a table of function values, plot the corresponding points (including any zeros), and connect them by a smooth curve.



■ **EXAMPLE 3** Find the roots and sketch the graph of  $f(x) = x^3 - 2x$ .

**Solution** First, we solve

$$x^3 - 2x = x(x^2 - 2) = 0$$

The roots of  $f$  are  $x = 0$  and  $x = \pm\sqrt{2}$ . To sketch the graph, we plot the roots and a few values listed in Table 1 and join them by a curve (Figure 16). ■

$x$	$x^3 - 2x$
-2	-4
-1	1
0	0
1	-1
2	4

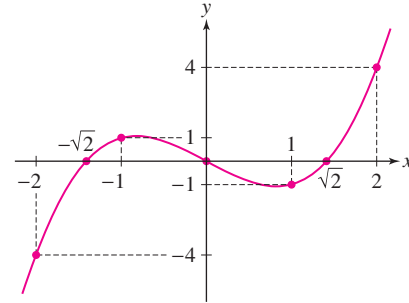


FIGURE 16 Graph of  $f(x) = x^3 - 2x$ .

Functions arising in applications are not always given by formulas. For example, data collected from observation or experiment define functions for which there may be no exact formula. Such functions can be displayed either graphically or by a table of values. Figure 17 and Table 2 display data collected by biologist Julian Huxley (1887–1975) in a study of the antler weight  $W$  of male red deer as a function of age  $t$ . We will see that many of the tools from calculus can be applied to functions constructed from data in this way.

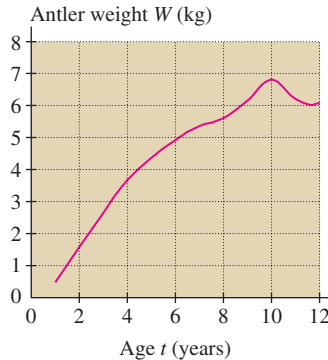


FIGURE 17 Male red deer shed their antlers every winter and regrow them in the spring. This graph shows average antler weight as a function of age.

$t$ (years)	$W$ (kg)	$t$ (years)	$W$ (kg)
1	0.48	7	5.34
2	1.59	8	5.62
3	2.66	9	6.18
4	3.68	10	6.81
5	4.35	11	6.21
6	4.92	12	6.1

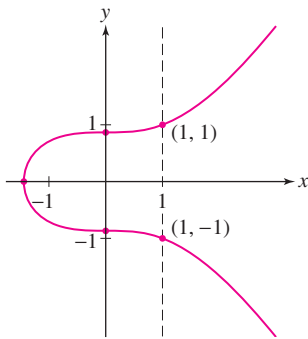


FIGURE 18 Graph of  $4y^2 - x^3 = 3$ . This graph fails the Vertical Line Test, so it is not the graph of a function.

We can graph not just functions but, more generally, any equation relating  $y$  and  $x$ . Figure 18 shows the graph of the equation  $4y^2 - x^3 = 3$ ; it consists of all pairs  $(x, y)$  satisfying the equation. This curve is not the graph of a function because some  $x$ -values are associated with two  $y$ -values. For example,  $x = 1$  is associated with  $y = \pm 1$ . A curve is the graph of a function if and only if it passes the **Vertical Line Test**; that is, every vertical line  $x = a$  intersects the curve in at most one point.

We are often interested in whether a function is increasing or decreasing. Roughly speaking, a function  $f$  is increasing if its graph goes up as we move to the right and is decreasing if its graph goes down [Figures 19(A) and (B)]. More precisely, we define the notion of increase/decrease on an open interval.

A function  $f$  is:

- **increasing** on  $(a, b)$  if  $f(x_1) < f(x_2)$  for all  $x_1, x_2 \in (a, b)$  such that  $x_1 < x_2$ .
- **decreasing** on  $(a, b)$  if  $f(x_1) > f(x_2)$  for all  $x_1, x_2 \in (a, b)$  such that  $x_1 < x_2$ .

We say that  $f$  is **monotonic** if it is either increasing or decreasing. In Figure 19(C), the function is not monotonic because it is neither increasing nor decreasing for all  $x$ .

A function  $f$  is called **nondecreasing** if  $f(x_1) \leq f(x_2)$  for  $x_1 < x_2$  (defined by  $\leq$  rather than a strict inequality  $<$ ). **Nonincreasing** functions are defined similarly. Function (D) in Figure 19 is nondecreasing, but it is not increasing on the intervals where the graph is horizontal. Function (E) is increasing everywhere even though it levels off momentarily.

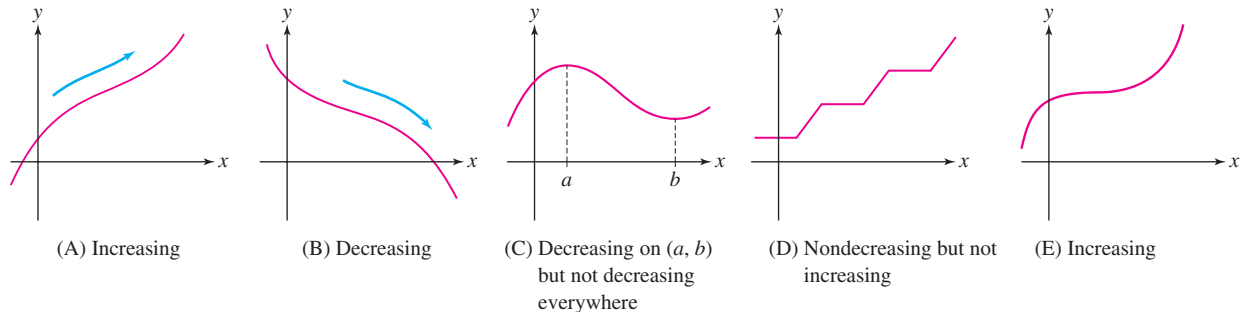


FIGURE 19

Another important property is **parity**, which refers to whether a function is even or odd:

- $f$  is **even** if  $f(-x) = f(x)$
- $f$  is **odd** if  $f(-x) = -f(x)$

The graphs of functions with even or odd parity have a special symmetry:

- **Even function:** Graph is symmetric about the  $y$ -axis. This means that if  $P = (a, b)$  lies on the graph, then so does  $Q = (-a, b)$  [Figure 20(A)].
- **Odd function:** Graph is symmetric with respect to the origin. This means that if  $P = (a, b)$  lies on the graph, then so does  $Q = (-a, -b)$  [Figure 20(B)].

Many functions are neither even nor odd [Figure 20(C)].

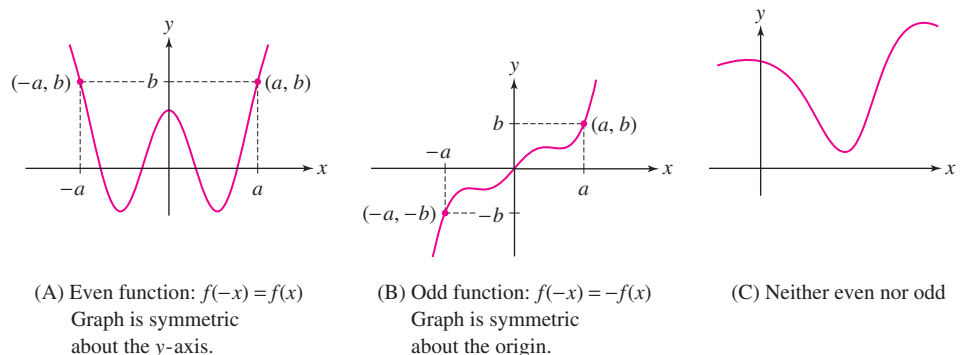


FIGURE 20

■ **EXAMPLE 4** Determine whether the function is even, odd, or neither.

(a)  $f(x) = x^4$       (b)  $g(x) = x^{-1}$       (c)  $h(x) = x^2 + x$

**Solution**

(a)  $f(-x) = (-x)^4 = x^4$ . Thus,  $f(x) = f(-x)$ , and  $f$  is even.

(b)  $g(-x) = (-x)^{-1} = -x^{-1}$ . Thus,  $g(-x) = -g(x)$ , and  $g$  is odd.

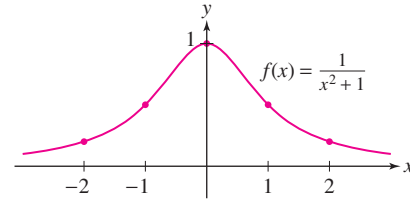
(c)  $h(-x) = (-x)^2 + (-x) = x^2 - x$ . We see that  $h(-x)$  is not equal to  $h(x)$  or to  $-h(x) = -x^2 - x$ . Therefore,  $h$  is neither even nor odd. ■

■ **EXAMPLE 5 Using Symmetry** Sketch the graph of  $f(x) = \frac{1}{x^2 + 1}$ .

**Solution** The function  $f$  is positive [ $f(x) > 0$ ] and even [ $f(-x) = f(x)$ ]. Therefore, the graph lies above the  $x$ -axis and is symmetric with respect to the  $y$ -axis. Furthermore,

$f$  is decreasing for  $x \geq 0$  (because a larger value of  $x$  makes the denominator larger). We use this information and a short table of values (Table 3) to sketch the graph (Figure 21). Note that the graph approaches the  $x$ -axis as we move to the right or left because  $f(x)$  gets closer to 0 as  $|x|$  increases. ■

$x$	$\frac{1}{x^2 + 1}$
0	1
$\pm 1$	$\frac{1}{2}$
$\pm 2$	$\frac{1}{5}$



DF FIGURE 21

Two important ways of modifying a graph are **translation** (or **shifting**) and **scaling**. Translation consists of moving the graph horizontally or vertically:

Remember that  $f(x) + c$  and  $f(x + c)$  are different. The graph of  $y = f(x) + c$  is a vertical translation and  $y = f(x + c)$  is a horizontal translation of the graph of  $y = f(x)$ .

#### DEFINITION Translation (Shifting)

- **Vertical translation**  $y = f(x) + c$ : Shifts the graph by  $|c|$  units *vertically*, upward if  $c > 0$  and downward if  $c < 0$ .
- **Horizontal translation**  $y = f(x + c)$ : Shifts the graph by  $|c|$  units *horizontally*, to the right if  $c < 0$  and  $c$  units to the left if  $c > 0$ .

Figure 22 shows the effect of translating the graph of  $f(x) = 1/(x^2 + 1)$  vertically and horizontally.

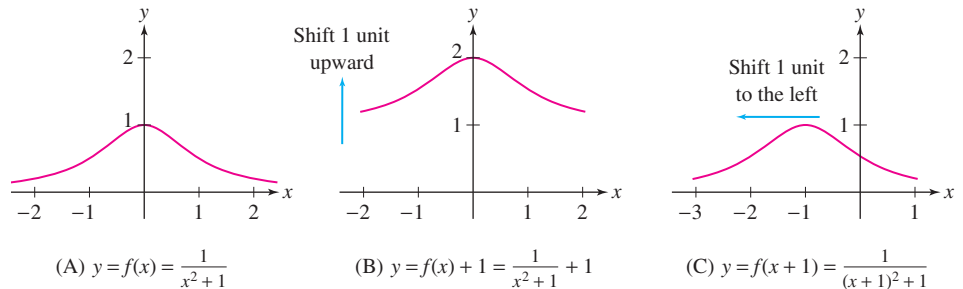
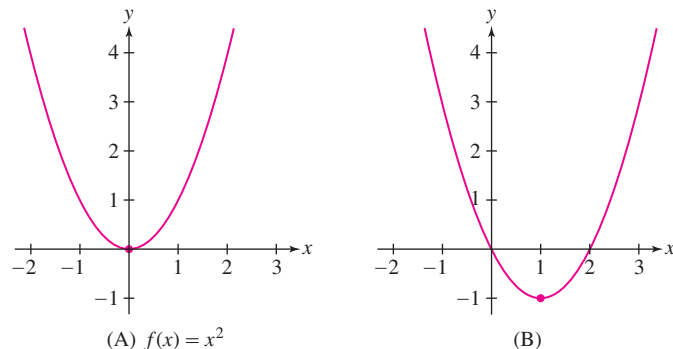


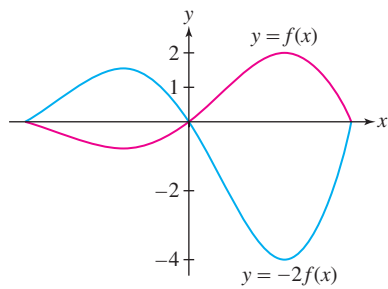
FIGURE 22

■ **EXAMPLE 6** Figure 23(A) is the graph of  $f(x) = x^2$ , and Figure 23(B) is a horizontal and vertical shift of (A). What is the equation of graph (B)?



DF FIGURE 23

**Solution** Graph (B) is obtained by shifting graph (A) 1 unit to the right and 1 unit down. We can see this by observing that the point  $(0, 0)$  on the graph of  $f$  is shifted to  $(1, -1)$ . Therefore, (B) is the graph of  $g(x) = (x - 1)^2 - 1$ . ■



**FIGURE 24** Negative vertical scale factor  $k = -2$ .

**Scaling** (also called **dilation**) consists of compressing or expanding the graph in the vertical or horizontal directions:

**DEFINITION Scaling**

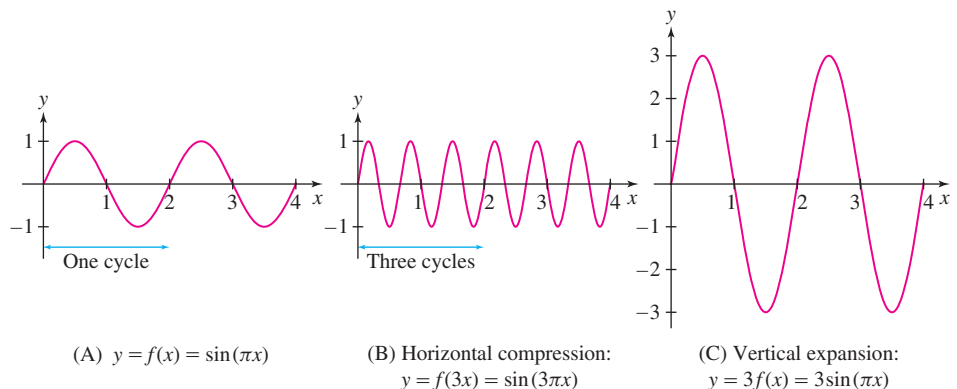
- **Vertical scaling**  $y = kf(x)$ : If  $k > 1$ , the graph is expanded vertically by the factor  $k$ . If  $0 < k < 1$ , the graph is compressed vertically. When the scale factor  $k$  is negative ( $k < 0$ ), the graph is also reflected across the  $x$ -axis (Figure 24).
- **Horizontal scaling**  $y = f(kx)$ : If  $k > 1$ , the graph is compressed in the horizontal direction. If  $0 < k < 1$ , the graph is expanded. If  $k < 0$ , then the graph is also reflected across the  $y$ -axis.

The amplitude of a function is half the difference between its greatest value and its least value, if it has both a greatest value and least value. Thus, vertical scaling changes the amplitude by the factor  $|k|$ .

■ **EXAMPLE 7** Sketch the graphs of  $f(x) = \sin(\pi x)$  and its dilates  $f(3x)$  and  $3f(x)$ .

**Solution** The graph of  $f(x) = \sin(\pi x)$  is a sine curve with period 2. It completes one cycle over every interval of length 2—see Figure 25(A). It has amplitude 1.

- The graph of  $f(3x) = \sin(3\pi x)$  is a compressed version of  $y = f(x)$ , completing three cycles instead of one over intervals of length 2 [Figure 25(B)]. It also has amplitude 1.
- The graph of  $y = 3f(x) = 3\sin(\pi x)$  differs from  $y = f(x)$  only in amplitude: It is expanded in the vertical direction by a factor of 3 [Figure 25(C)], so its amplitude is 3. ■



**DF FIGURE 25** Horizontal and vertical scaling of  $f(x) = \sin(\pi x)$ .

## 1.1 SUMMARY

- Absolute value:  $|a| = \begin{cases} a & \text{if } a \geq 0 \\ -a & \text{if } a < 0 \end{cases}$
- Triangle inequality:  $|a + b| \leq |a| + |b|$
- Four intervals with endpoints  $a$  and  $b$ :

$$(a, b), \quad [a, b], \quad [a, b), \quad (a, b]$$

- Writing open and closed intervals using inequalities:

$$(a, b) = \{x : |x - c| < r\}, \quad [a, b] = \{x : |x - c| \leq r\}$$

where  $c = \frac{1}{2}(a + b)$  is the midpoint and  $r = \frac{1}{2}(b - a)$  is the radius.



- Distance  $d$  between  $(x_1, y_1)$  and  $(x_2, y_2)$ :

$$d = \sqrt{(x_2 - x_1)^2 + (y_2 - y_1)^2}$$

- Equation of circle of radius  $r$  with center  $(a, b)$ :

$$(x - a)^2 + (y - b)^2 = r^2$$

- A zero or root of a function  $f$  is a number  $c$  such that  $f(c) = 0$ .
- Vertical Line Test: A curve in the plane is the graph of a function if and only if each vertical line  $x = a$  intersects the curve in at most one point.

Increasing:	$f(x_1) < f(x_2)$ if $x_1 < x_2$
Nondecreasing:	$f(x_1) \leq f(x_2)$ if $x_1 < x_2$
Decreasing:	$f(x_1) > f(x_2)$ if $x_1 < x_2$
Nonincreasing:	$f(x_1) \geq f(x_2)$ if $x_1 < x_2$

- Even function:  $f(-x) = f(x)$  (graph is symmetric about the  $y$ -axis).
- Odd function:  $f(-x) = -f(x)$  (graph is symmetric about the origin).
- Four ways to transform the graph of  $f$ :

$f(x) + c$	Shifts graph vertically $ c $ units (upward if $c > 0$ , downward if $c < 0$ )
$f(x + c)$	Shifts graph horizontally $ c $ units (to the right if $c < 0$ , to the left if $c > 0$ )
$kf(x)$	Scales graph vertically by factor $k$ ; if $k < 0$ , graph is reflected across $x$ -axis
$f(kx)$	Scales graph horizontally by factor $k$ (compresses if $k > 1$ ); if $k < 0$ , graph is reflected across $y$ -axis

## 1.1 EXERCISES

### Preliminary Questions

- Give an example of numbers  $a$  and  $b$  such that  $a < b$  and  $|a| > |b|$ .
- Which numbers satisfy  $|a| = a$ ? Which satisfy  $|a| = -a$ ? What about  $|-a| = a$ ?
- Give an example of numbers  $a$  and  $b$  such that  $|a + b| < |a| + |b|$ .
- Are there numbers  $a$  and  $b$  such that  $|a + b| > |a| + |b|$ ?
- What are the coordinates of the point lying at the intersection of the lines  $x = 9$  and  $y = -4$ ?
- In which quadrant do the following points lie?  
(a)  $(1, 4)$       (b)  $(-3, 2)$       (c)  $(4, -3)$       (d)  $(-4, -1)$
- What is the radius of the circle with equation  $(x - 7)^2 + (y - 8)^2 = 9$ ?
- The equation  $f(x) = 5$  has a solution if (choose one):  
(a) 5 belongs to the domain of  $f$ .  
(b) 5 belongs to the range of  $f$ .
- What kind of symmetry does the graph have if  $f(-x) = -f(x)$ ?
- Is there a function that is both even and odd?

### Exercises

1. Use a calculator to find a rational number  $r$  such that  $|r - \pi^2| < 10^{-4}$ .

2. Which of (a)–(f) are true for  $a = -3$  and  $b = 2$ ?

- (a)  $a < b$       (b)  $|a| < |b|$       (c)  $ab > 0$   
 (d)  $3a < 3b$       (e)  $-4a < -4b$       (f)  $\frac{1}{a} < \frac{1}{b}$

In Exercises 3–8, express the interval in terms of an inequality involving absolute value.

3.  $[-2, 2]$       4.  $(-4, 4)$       5.  $(0, 4)$   
 6.  $[-4, 0]$       7.  $[1, 5]$       8.  $(-2, 8)$

In Exercises 9–12, write the inequality in the form  $a < x < b$ .

9.  $|x| < 8$       10.  $|x - 12| < 8$   
 11.  $|2x + 1| < 5$       12.  $|3x - 4| < 2$

In Exercises 13–18, express the set of numbers  $x$  satisfying the given condition as an interval.

13.  $|x| < 4$       14.  $|x| \leq 9$   
 15.  $|x - 4| < 2$       16.  $|x + 7| < 2$   
 17.  $|4x - 1| \leq 8$       18.  $|3x + 5| < 1$

In Exercises 19–22, describe the set as a union of finite or infinite intervals.

19.  $\{x : |x - 4| > 2\}$                       20.  $\{x : |2x + 4| > 3\}$

21.  $\{x : |x^2 - 1| > 2\}$                       22.  $\{x : |x^2 + 2x| > 2\}$

23. Match (a)–(f) with (i)–(vi).

(a)  $a > 3$                                       (b)  $|a - 5| < \frac{1}{3}$

(c)  $\left|a - \frac{1}{3}\right| < 5$                               (d)  $|a| > 5$

(e)  $|a - 4| < 3$                               (f)  $1 \leq a \leq 5$

(i)  $a$  lies to the right of 3.

(ii)  $a$  lies between 1 and 7.

(iii) The distance from  $a$  to 5 is less than  $\frac{1}{3}$ .

(iv) The distance from  $a$  to 3 is at most 2.

(v)  $a$  is less than 5 units from  $\frac{1}{3}$ .

(vi)  $a$  lies either to the left of  $-5$  or to the right of 5.

24. Describe  $\left\{x : \frac{x}{x+1} < 0\right\}$  as an interval. *Hint:* Consider the sign of  $x$  and  $x + 1$  individually.

25. Describe  $\{x : x^2 + 2x < 3\}$  as an interval. *Hint:* Plot  $y = x^2 + 2x - 3$ .

26. Describe the set of real numbers satisfying  $|x - 3| = |x - 2| + 1$  as a half-infinite interval.

27. Show that if  $a > b$ , and  $a, b \neq 0$ , then  $b^{-1} > a^{-1}$ , provided that  $a$  and  $b$  have the same sign. What happens if  $a > 0$  and  $b < 0$ ?

28. Which  $x$  satisfies both  $|x - 3| < 2$  and  $|x - 5| < 1$ ?

29. Show that if  $|a - 5| < \frac{1}{2}$  and  $|b - 8| < \frac{1}{2}$ , then  $|(a + b) - 13| < 1$ . *Hint:* Use the triangle inequality ( $|a + b| \leq |a| + |b|$ ).

30. Suppose that  $|x - 4| \leq 1$ .

(a) What is the maximum possible value of  $|x + 4|$ ?

(b) Show that  $|x^2 - 16| \leq 9$ .

31. Suppose that  $|a - 6| \leq 2$  and  $|b| \leq 3$ .

(a) What is the largest possible value of  $|a + b|$ ?

(b) What is the smallest possible value of  $|a + b|$ ?

32. Prove that  $|x| - |y| \leq |x - y|$ . *Hint:* Apply the triangle inequality to  $y$  and  $x - y$ .

33. Express  $r_1 = 0.\overline{27}$  as a fraction. *Hint:*  $100r_1 - r_1$  is an integer. Then express  $r_2 = 0.2666\dots$  as a fraction.

34. Represent  $1/7$  and  $4/27$  as repeating decimals.

35. The text states: *If the decimal expansions of numbers  $a$  and  $b$  agree to  $k$  places, then  $|a - b| \leq 10^{-k}$ .* Show that the converse is false: For all  $k$  there are numbers  $a$  and  $b$  whose decimal expansions *do not agree at all* but  $|a - b| \leq 10^{-k}$ .

36. Plot each pair of points and compute the distance between them:

(a) (1, 4) and (3, 2)                      (b) (2, 1) and (2, 4)

(c) (0, 0) and (-2, 3)                      (d) (-3, -3) and (-2, 3)

37. Find the equation of the circle with center (2, 4):

(a) with radius  $r = 3$ .

(b) that passes through (1, -1).

38. Find all points in the  $xy$ -plane with integer coordinates located at a distance 5 from the origin. Then find all points with integer coordinates located at a distance 5 from (2, 3).

39. Determine the domain and range of the function

$$f : \{r, s, t, u\} \rightarrow \{A, B, C, D, E\}$$

defined by  $f(r) = A$ ,  $f(s) = B$ ,  $f(t) = B$ ,  $f(u) = E$ .

40. Give an example of a function whose domain  $D$  has three elements and whose range  $R$  has two elements. Does a function exist whose domain  $D$  has two elements and whose range  $R$  has three elements?

In Exercises 41–48, find the domain and range of the function.

41.  $f(x) = -x$

42.  $g(t) = t^4$

43.  $f(x) = x^3$

44.  $g(t) = \sqrt{2 - t}$

45.  $f(x) = |x|$

46.  $h(s) = \frac{1}{s}$

47.  $f(x) = \frac{1}{x^2}$

48.  $g(t) = \cos \frac{1}{t}$

In Exercises 49–52, determine where  $f$  is increasing.

49.  $f(x) = |x + 1|$

50.  $f(x) = x^3$

51.  $f(x) = x^4$

52.  $f(x) = \frac{1}{x^4 + x^2 + 1}$

In Exercises 53–58, find the zeros of  $f$  and sketch its graph by plotting points. Use symmetry and increase/decrease information where appropriate.

53.  $f(x) = x^2 - 4$

54.  $f(x) = 2x^2 - 4$

55.  $f(x) = x^3 - 4x$

56.  $f(x) = x^3$

57.  $f(x) = 2 - x^3$

58.  $f(x) = \frac{1}{(x - 1)^2 + 1}$

59. Which of the curves in Figure 26 is the graph of a function?

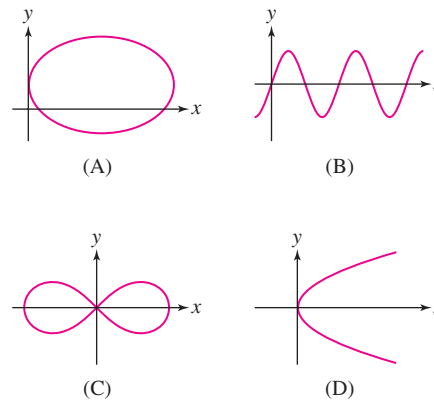


FIGURE 26

60. Determine whether the function is even, odd, or neither.

(a)  $f(x) = x^5$                                       (b)  $g(t) = t^3 - t^2$

(c)  $F(t) = \frac{1}{t^4 + t^2}$